



CHESHIRE
mouldings

Love the home you're in



SELECT/

STAIRPARTS COLLECTION / 2013





CHOICE? IT'S A PERSONAL THING/



There are few things as personal as our homes. From our unique decorative touches to the possessions we gather around us as part of our treasured memories, it's safe to say no two homes are ever quite the same.

Taste is such a personal thing. So it seems only logical to us that when choosing a staircase for your home, we give you complete flexibility of choice. So every spindle, every newel, every bannister and post, works not only as part of a range, but with many other components we offer.

Which means you can create something beautiful, lasting, personal and unique every time. No other company can give you quite the same choice and no other company can bring so much personal taste to a staircase as Cheshire Mouldings.



LOVE THE HOME YOU'RE IN

SELECTED STAIRPARTS

THE CHOICE IS YOURS/

Every single step with a Cheshire Moulding's staircase is an experience in quality and craftsmanship. We simply don't do standard. Our staircases can be as unique as you are, whether it's in the combination of spindle and balustrade or in the wide choice of newels. The finished product is never anything less than perfect.

Yet that quality isn't at the expense of value for money. We can provide an individual service and product for any budget and the ease of fitting means enjoying the delights of a new centre piece to your home can be more cost effective than you might imagine.

And when you add in the technical advice and planning we offer, as well as the wide range of wood finishes available, it's clear Cheshire Mouldings is a step ahead of anyone else.

Contact our customer support team to discover the right choice for your home on 0800 085 3475 or email enquiries@cheshiremouldings.com





















FOR FURTHER HELP & ADVICE DON'T HESITATE TO CONTACT OUR TECHNICAL TEAM:

T: 0800 085 3475

E: ENQUIRIES@CHESHIREMOULDINGS.CO.UK




MAKE YOUR SELECTION/

	EASE OF INSTALLATION	OVERVIEW	TECHNICAL
CONTEMPORARY/		Page No	Page No
SQUARED		10	56-57
CLEARVIEW		12	57
REFLECTIONS		14	58
IRON		16	58
SOLO / VANTAGE / URBAN		18	59
AXXYS ORIGIN		20	60-62
AXXYS EVOLUTION		22	62-63
RAIL IN A BOX		24	63
WARWICK/			
TURNED		28	66-71
CHAMFERED		30	66-71
BOX NEWEL		32	66-71
BENCHMARK/			
TURNED		36	74-84
STOP CHAMFERED		38	76-82
DOUBLE REED		40	76-82
PLAIN SQUARE		42	76-82
QUAYS RANGE		44	75-82
WHITE PRIMED		46	74-84
SIMPLICITY/			
SIMPLICITY PINE		50	88
SIMPLICITY OAK		52	88

Level of skill required:
 5 = over-the-post system,
 i.e. fitting volute
 1 = DIY assembly project

See some stunning images
 and information on our
 product range.

Detailed information on
 parts and components,
 sizes and finishes.



ABOUT US/

Cheshire Mouldings was founded in 1988 in Warrington, where we stayed for 10 years before relocating to our current site in 1998. The Carney family founded the company with a simple idea in mind "To be the best".

This desire to strive for excellence and quality is still at the heart of Cheshire Mouldings today. We've been providing our customers with a first class, professional and flexible service each and every day for over the last 25 years. We produce the highest quality, most inspirational and beautifully designed fixtures available anywhere. All beautifully crafted to suit you, your home and your lifestyle.

WHAT MAKES US SPECIAL?

Our first class service, outstanding quality and extensive product range set Cheshire Mouldings apart from other companies in our sector. We always aim to be the best. And we believe we are. Our customers know that whatever they buy from Cheshire Mouldings they are going to receive a top quality product. This confidence and trust has been built up over a number of years and is very important to us. We also carry a large amount of stock, which means we can offer our customers a fast, reliable service that can deliver within five working days.

We also recognise the importance of updating our product range regularly to keep things fresh and innovative as well as keeping us ahead of our competitors. To do this we have a very hardworking design/development department, which is constantly developing new stairpart systems and continually updating our range with new and relevant additions that complement our already extensive product range.

WHAT'S OUR EXPERIENCE?

Well after over 25 years of leading the way in fittings and fixtures you'd expect us to have gathered a huge amount of experience, and we have. We've supplied small independent businesses for many years and during this time we've built some great relationships and had many happy customers.

This experience means that we are very aware of the wants and needs of a small business and strive to ensure that our service always meets these needs in the best possible way.

Over the last 5 years we have also started to supply a number of national retail giants and this has blessed us with a wealth of experience with meeting the demands of all sized businesses and we value them all, however large or small they are.

We work hard to bring products to market with the highest quality specification, including certification to internationally recognised forest certification schemes, and have numerous patents granted, patents pending and a range of design registrations.



John Carney
Managing Director of Cheshire Mouldings

ENVIRONMENTAL AND TIMBER PROCUREMENT POLICY/

Look for FSC certified products



Cheshire Mouldings believe that timber is one of the earth's most important renewable resources. We are committed to supporting the responsible management of the world's forests by promoting the trade in timber and timber products from well-managed forests.

Endangered Species

We will not trade in timber species prohibited under the Convention on International Trade in Endangered Species of Wild Fauna and Flora (CITES).

Traceability and Supplier Monitoring

We are implementing systems to obtain the clearest practicable information about the source of raw material in our products, so that we can make responsible purchasing decisions and support our customers' environmental needs.

Legality

We are committed to purchasing timber and timber products from legal sources and may seek evidence of compliance from suppliers that they are operating in accordance with the laws of their country. We unreservedly condemn illegal logging practices and aim to keep ourselves informed of changes in international processes and legislation.

Timber Certification

We support international efforts to improve forest management, such as the development of credible timber certification schemes. We recognise that the independent certification of forests and the process chain is the most useful tool for providing assurances that timber comes from legal and well-managed forests. We will only use labels or accept certificates that include environmental or sustainability claims if they

are supported by publicly available standards drawn up in a fully participatory, transparent, and objective manner - backed by independent third-party verification. We have achieved Forest Stewardship Council® (FSC®) Chain of Custody certificate TT-COC- 001946. We have also been awarded Program for the Endorsement of Forest Certification Schemes (PEFC) Chain of Custody certificate BMT-PEFC-0094 and BM TRADA Forest Products Chain of Custody certificate BMT-COC-0120.

Customers

We aim to help our customers meet their environmental commitments by providing a range of products that meet the highest environmental standards.

Environmental Impact

We make every reasonable effort to minimise the environmental impact of our business, as for example by the efficient use of energy and recycling of waste at our manufacturing site.

Training

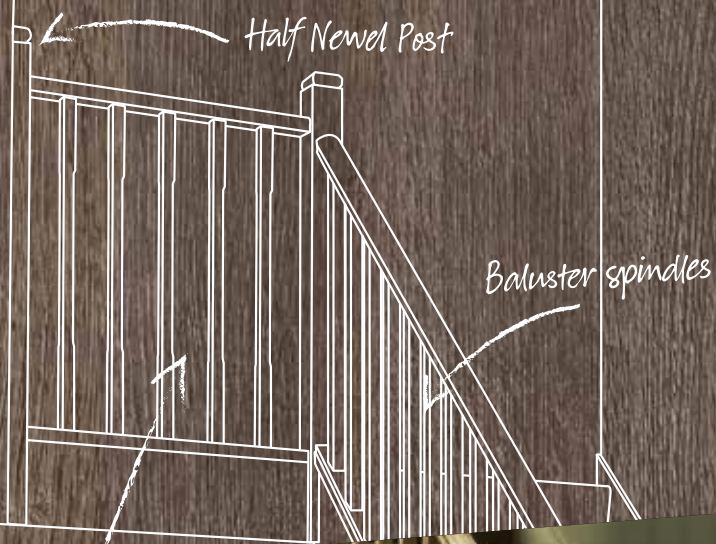
We train our staff to fulfil their role in our environmental commitments, especially the manufacture and supply of certified products.

Continuous Improvement

Cheshire Mouldings is committed to increasing the proportion of certified products it can supply.



TERMINOLOGY



Landing return

'Closed string' staircase

'Open string' staircase

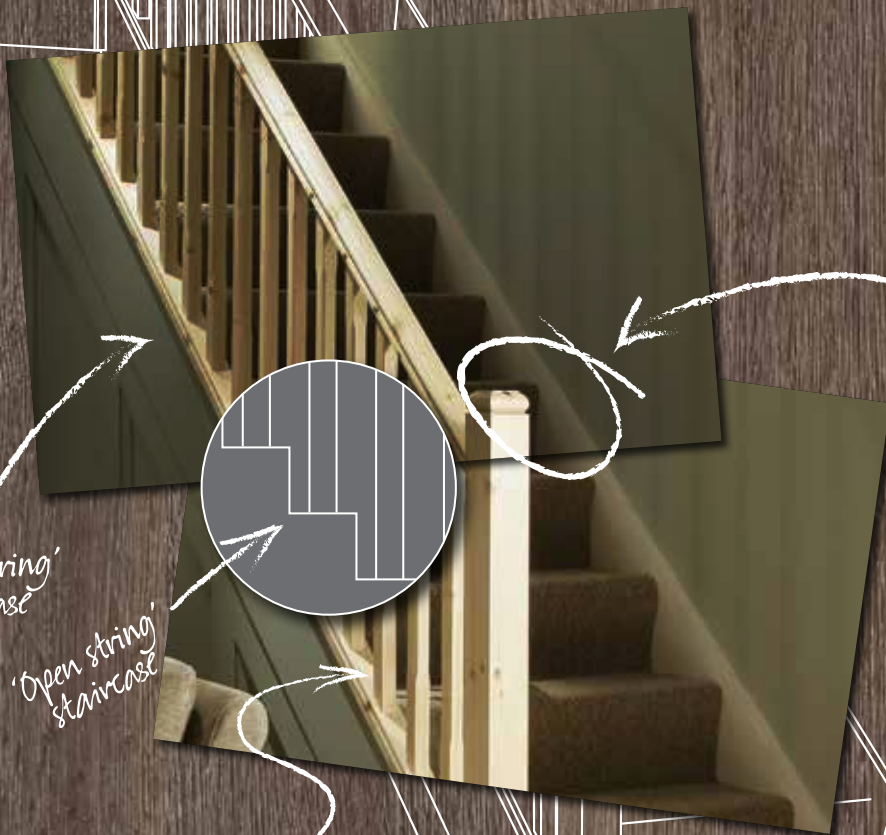
Base rail

Newel posts turning

Cap

Tread

* Riser



SELECT CONTEMPORARY /

OUR CONTEMPORARY RANGE IS DESIGNED FOR MODERN LIVING. ITS CLEAN LINES AND SIMPLE AESTHETICS PERFECTLY COMPLEMENT EVERY HOME , BRINGING ELEGANCE AND MODERNITY TO ANY INTERIOR.



SQUARED	10/11
CLEARVIEW	12/13
REFLECTIONS	14/15
IRON	16/17
SOLO / VANTAGE / URBAN	18/19
AXXYS/ORIGIN	20/21
AXXYS EVOLUTION	22/23
RAIL IN A BOX	24/25



SQUARED

THE PERFECT BALANCE
BETWEEN BEAUTY AND
QUALITY ENGINEERING/



For a staircase with real star quality look no further than Squared. This exquisite range of superior and stylish and contemporary stairparts combines the natural beauty of wood with striking finishes like Ivory and Chrome. Ideal as a finishing touch or as a glorious centrepiece; the perfect choice for those looking for something extra special.

MATERIALS/
ONLY AVAILABLE IN OAK



COMPONENTS/
CHROME / IVORY



EASE OF INSTALLATION/

FULL TECHNICAL DETAILS/ PAGE 56-57

CONTEMPORARY SQUARED/



CONTEMPORARY/ CLEARVIEW/

CLEARVIEW

SEE AND BE SEEN WITH
EVERY STEP YOU TAKE/



We're very excited about the latest addition to our Contemporary range.

Using toughened glass sections puts ClearView right on-trend but the sculpted silhouette of each panel still hints at the traditional elegance of a Georgian or Edwardian timber spindle.

And ClearView's visual intrigue doesn't stop there as each glass casts shadows and holds reflections as individual as you are.

MATERIALS/
ONLY AVAILABLE IN OAK



COMPONENTS/
GLASS / CHROME



EASE OF INSTALLATION/

FULL TECHNICAL DETAILS/ PAGE 57

Design notes:

Remember you can mix in more traditional elegance with a range of alternative newel posts.

[See page 77]





CONTEMPORARY REFLECTIONS/

REFLECTIONS

THIS IS NO ORDINARY
COLLECTION OF
STAIRPARTS/



Though Reflections' natural home is as the centrepiece of a contemporary living space, the ability to blend its modern materials with more traditional finishes and environments are testament to the fact that Reflections is something truly special.

MATERIALS/
ONLY AVAILABLE IN OAK



COMPONENTS/
GLASS



EASE OF INSTALLATION/



FULL TECHNICAL DETAILS/ PAGE 58

* *Design notes:*
See our range of complementary
oak alternative newel posts on
page 77





CONTEMPORARY IRON/

IRON

THE JOYS OF TRADITION
MIXED WITH STYLISH
MODERN DESIGN/



Iron takes the distinctly timeless luxury of classic materials such as Oak and Iron and endows them with a versatile modern design that fits comfortably into any home. The spindles of these well engineered staircases can also be painted and tailored to complement your decoration. Iron delivers quality and luxury that fits around you.

MATERIALS/
ONLY AVAILABLE IN OAK



COLOUR/
THE SPINDLES CAN BE PAINTED
TO SUIT YOUR HOME



AVAILABLE IN BLACK
POWDER COAT AS
STANDARD

EASE OF INSTALLATION/



FULL TECHNICAL DETAILS/ PAGE 58

* **Design notes:**
Enhance style with the addition of colour, ensuring a harmonious blend with your interior. A range of alternative newel posts offer further personalisation.



CONTEMPORARY SOLO/VANTAGE & URBAN/

SOLO/VANTAGE & URBAN/

A MODEL OF SIMPLE DESIGN
& EASY TO INSTALL/



Solo's Vantage & Urban draw the eye to stunning metallic details in chrome or brushed nickel. These three spindle designs can also be integrated with Cheshire Mouldings' standard range of stair parts for a unique look that blends traditional and contemporary.

MATERIALS/
OAK / PINE / WHITE PRIMED

NB. Vantage and Urban only available in Oak



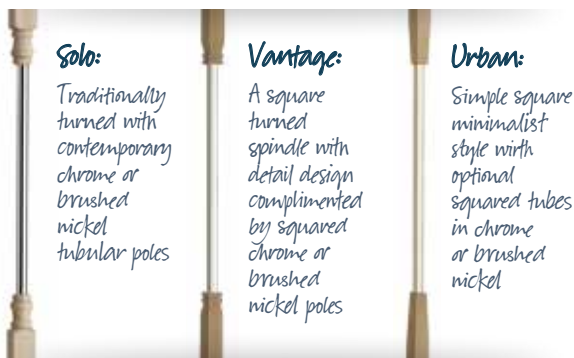
COMPONENTS/
CHROME / BRUSHED NICKEL



EASE OF INSTALLATION/



FULL TECHNICAL DETAILS/ PAGE 58



Solo:

Traditionally turned with contemporary chrome or brushed nickel tubular poles

Vantage:

A square turned spindle with detail design complimented by squared chrome or brushed nickel poles

Urban:

Simple square minimalist style with optional squared tubes in chrome or brushed nickel

* **Design notes:**
Each style of spindle can be complimented by a range of newel posts. [See page 77]



CONTEMPORARY AXXYS® ORIGIN/

AXXYS® ORIGIN

COMBINING A LOVE OF THE PAST WITH A PASSION FOR INNOVATION/




Axxys® Origin blends reflective metallic detail with the organic warmth of quality timbers. Choose from oak, walnut or pine to create a staircase that is respectful of the past but very much designed for the future.

MATERIALS/
OAK / WALNUT / PINE



COMPONENTS/
CHROME / BRUSHED NICKEL



EASE OF INSTALLATION/



FULL TECHNICAL DETAILS/ PAGE 60-62

* *Design notes:*
This stunning statement is
Cheshire Mouldings' unique
patented design and is suitable
for most domestic stair pitches
between 38° and 45°



AXXYS® EVOLUTION

BEAUTY THAT IMPROVES
WITH AGE/



Evolution is about subtle changes, a continuous process of fine tuning over time to create something that's perfect for its intended use.


Our Evolution stairparts are just the same. We've taken elements from throughout Axxys® and combined them to produce a range that's subtle, balanced, stylish and tactile.

* *Design notes:*
This patented design is the height of style, featuring beautifully sculpted & contemporary components in chrome or brushed nickel

MATERIALS/
OAK / PINE



COMPONENTS/
CHROME / BRUSHED NICKEL



EASE OF INSTALLATION/



FULL TECHNICAL DETAILS/ PAGE 62-63

CONTEMPORARY/ AXXYS® EVOLUTION/ EVOLUTION/



CONTEMPORARY RAIL IN A BOX/

RAIL IN A BOX MUCH MORE THAN JUST A HANDRAIL/



More than just a handrail, 'Rail in a Box' joins your living spaces together with a feel of quality, style and solidity.

Available in chrome or brushed nickel and with a choice of wood finishes, 'Rail in a Box' can blend seamlessly with existing fixtures or provide the finishing touch to an all-new staircase.

MATERIALS/
PINE / OAK



COMPONENTS/
CHROME / BRUSHED NICKEL




EASE OF INSTALLATION/



FULL TECHNICAL DETAILS/ PAGE 63

* **Design notes:**
Available in both finished & unfinished. 3 coats of satin laquer & pre-finish protective coat.

**Primer is not a fully finished coat*



SELECT WARWICK/

IF YOU WANT TO MAKE A STATEMENT, FEW THINGS SAY YOU'VE ARRIVED BETTER THAN THE WARWICK RANGE. A RANGE THAT CAN HOLD ITS OWN EVEN IN THE GRANDEST SURROUNDINGS. FOR EXCEPTIONAL CRAFTSMANSHIP THE CHOICE IS OBVIOUS.



TURNED	28/29
CHAMFERED	30/31
BOX NEWEL	32/33



WARWICK CHAMFERED/

CHAMFERED

CLASSIC BLEND OF
CONTEMPORARY &
TRADITIONAL FOR
A GRAND IMPACT/



For classic styling in a more traditional setting nothing comes close to Warwick Chamfered. Lovers of wood will enjoy the impact of this magnificent staircase that employs craftsmanship of the highest order. With oiled and waxed finishes available this large format installation is the perfect statement staircase.

MATERIALS/
OAK / WHITE PRIMED



EASE OF INSTALLATION/



FULL TECHNICAL DETAILS/ PAGE 68-71

* *Design notes:*
This crafted Stop Chamfered spindle is available in both 41mm & 55mm. Picture shows Warwick Box Newel with Benchmark Stop Chamfered Spindles.



WARWICK BOX NEWEL/

BOX NEWEL

TRADITION & MODERNITY
ACCENTED BEAUTIFULLY BY
ELEGANT REED DETAILING



With a Warwick staircase you know you have arrived. From its imposing components that bring a touch of grandeur to any environment to the beautifully crafted design that reflects a heritage in pure craftsmanship. Every exquisite element of a Warwick staircase pays tribute to the quality of joinery and commitment to design quality that are the trademarks of Cheshire Mouldings.

MATERIALS/
OAK / WHITE PRIMED



EASE OF INSTALLATION/



FULL TECHNICAL DETAILS/ PAGE 68-71

* *Design notes:*
This picture is of a Warwick Box Newel
and Benchmark Double Reed Spindles.



SELECT BENCHMARK/

NOTHING SAYS TRADITIONAL QUALITY QUITE LIKE OUR BENCHMARK RANGE. SIMPLE ELEGANCE AND QUALITY ARE STANDARD, AND AS THE NAME SUGGESTS THIS IS THE RANGE AGAINST WHICH OTHERS ARE MEASURED.



TURNED	36/37
STOP CHAMFERED	38/39
DOUBLE REED	40/41
PLAIN SQUARE	42/43
QUAYS RANGE	44/45
WHITE PRIMED	46/47



BENCHMARK TURNED/

TURNED

FLEXIBILITY THAT NEVER
GOES OUT OF FASHION/



The Turned range from Cheshire Mouldings offers total flexibility both in the choice of timber and its suitability for painting, staining and lacquering. A unique all rounder that offers a timeless grace and appeal.

MATERIALS/

OAK / PINE / HEMLOCK
/ SAPELE / ASH / WHITE PRIMED



EASE OF INSTALLATION/



FULL TECHNICAL DETAILS/ PAGE 74-84

* *Design notes:*
The Turned system can be adapted in many ways with 6 alternative spindle options and 2 complementary Newel posts designs Banley Twist and Fluted. All topped off with a choice of 3 newels cap - see pages 74-84



STOP
CHAMFERED/
ELEGANT DESIGN
BEAUTIFULLY CRAFTED/



If it were possible to describe a range of stairparts in a single word then stop-chamfered's would undoubtedly be elegant. This design represents our core offering, boasting simple contemporary lines; the essence of understatement. The finest timbers in the hands of traditional craftsmen make this range a timeless classic.

MATERIALS/
PINE / HEMLOCK / OAK & WHITE PRIMED



EASE OF INSTALLATION/



FULL TECHNICAL DETAILS/ PAGE 76-82

* *Design notes:
Why not mix white primed or
oak spindles with pine handrails?
Alternative caps available.*

BENCHMARK
STOP CHAMFERED/



DOUBLE REED BEAUTY IN SIMPLICITY/



As with any beautiful design contrast is key, and Double Reed is an elegant example of this. The balance between structure and detailing has been struck perfectly, creating a stairpart range that possesses real impact with exquisite accents.

The signature Double Reed detail in this range has been subtly executed and extends from spindles through to handrail and newel posts to continue the theme.

MATERIALS/
PINE / HEMLOCK / OAK & ASH



EASE OF INSTALLATION/



FULL TECHNICAL DETAILS/ PAGE 76-82

* *Design notes:*
Why not use just a standard stop-chamfered spindle with a double reed newel post for a more subtle appearance?

BENCHMARK DOUBLE REED/



PLAIN SQUARE

SIMPLY BEAUTIFUL.
CLEAN LINES NATURALLY
PRESENTED OR PAINTED/



Plain Square is part of a core range that offers contemporary style with simple elegant lines that look at home natural or painted.

Its clean lines look perfectly at home in a variety of decor styles. From minimalist and chic, to homely and traditional, this is a style that fits perfectly. Just add colour to take it to a whole new level.

MATERIALS/

PINE / HEMLOCK / OAK /
SAPELE / WHITE PRIMED



EASE OF INSTALLATION/



FULL TECHNICAL DETAILS/ PAGE 76-82

BENCHMARK PLAIN SQUARE/



QUAYS RANGE

ONE OF THE MOST
MODERN OF OUR
TURNED RANGE/



The Quays range never looks out of place with its clean lines and modern shapes. A perfect range for contemporary environment.

The beautiful organic curves of the spindles add curvaceous detail. The addition of colour can really bring out these curves, and provide a stylistic link to the surrounding decor.

A turned range that will really turn heads.

MATERIALS/
AVAILABLE IN OAK & PINE



EASE OF INSTALLATION/



FULL TECHNICAL DETAILS/ PAGE 75-82

BENCHMARK QUAYS RANGE/



WHITE PRIMED

THE PERFECT
BLANK CANVAS/



White Primed is the perfect foundation for your creativity. This stunning hardwood range gives you a high quality satin finish after light sanding, and can be finished off beautifully with a suitable top coat. Now it's over to you! Add bold colours to create a feature, a neutral to soothe, or simply paint white and create your visual statement around it.

MATERIALS/
WHITE PRIMED




EASE OF INSTALLATION/



FULL TECHNICAL DETAILS/ PAGE 74-84

BENCHMARK WHITE PRIMED/



SELECT SIMPLICITY

WHEN IT'S ALL ABOUT CLEAN LINES, MODERN DESIGN AND EXCEPTIONAL VALUE FOR MONEY, IT HAS TO BE THE SIMPLICITY RANGE FROM CHESHIRE MOULDINGS. ELEGANCE AND QUALITY COME AS STANDARD, AS DOES THE EASE WITH WHICH THIS RANGE CONTRIBUTES TO ANY STYLE OF HOME AS WELL AS FITTING ANY SIZE OF BUDGET..



SIMPLICITY PINE

50/51

SIMPLICITY OAK

52/53



SIMPLICITY PINE

VERSATILITY,
PURE AND SIMPLE/



Simplicity. It says it all. The perfect union of function and form.

When versatility is the order of the day, and the aesthetic is all about restraint, our Simplicity range is perfect, with its 82mm section newel, low profile hand rail and pre-machined cap.

Pictured here in classic pine, our components make style and quality more than affordable.

MATERIALS/
ONLY AVAILABLE IN PINE



EASE OF INSTALLATION/



FULL TECHNICAL DETAILS/ PAGE 88

BENCHMARK SIMPLICITY PINE/



SIMPLICITY OAK

SOMETIMES LESS
REALLY IS MORE/



Simple design, beautiful materials - that's all that matters.

Simplicity in oak offers the perfect blend of affordability and quality, combined with a material of the highest order. The result being a range offering affordability, yet engineered to the high standards that we're famous for. Boasting pre-machined cap, low profile hand rail and available in a unique blond colour with attractive grain and texture, this is a range that epitomises our commitment to quality.


MATERIALS/
ONLY AVAILABLE IN OAK

EASE OF INSTALLATION/

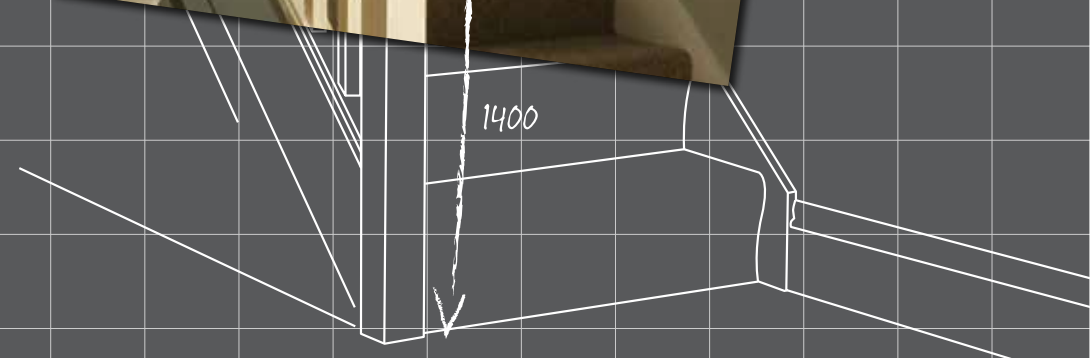
FULL TECHNICAL DETAILS/ PAGE 88



BENCHMARK SIMPLICITY OAK/



Simplicity Pine



TECHNICAL

The page references here are indications as to where you can find the parts relating to the styles named in the previous section.

However you can "select" alternative elements to enhance the style guides suggested to tailor your individual style.

Any questions?



If you have any queries or need some help in designing your individual stair balustrade why not contact our friendly technical team:

Call: 0800 085 3475

Email: enquiries@cheshiremouldings.co.uk

CONTEMPORARY/

PAGES/

SQUARED	56-57
CLEARVIEW	57
REFLECTIONS	58
IRON	58
SOLO/ VANTAGE / URBAN	59
AXXYS ORIGIN	60-62
AXXYS EVOLUTION	62-63
RAIL IN A BOX	63

WARWICK/

TURNED	66-71
CHAMFERED	66-71
BOX NEWEL	66-71

BENCHMARK/

TURNED	74-84
STOP CHAMFERED	76-82
DOUBLE REED	76-82
PLAIN SQUARE	76-82
QUAYS RANGE	75-82
WHITE PRIMED	74-84

SIMPLICITY/

SIMPLICITY PINE	88
SIMPLICITY OAK	88

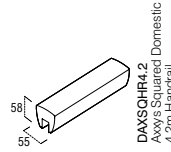
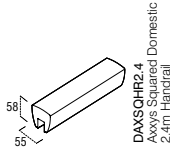


SQUARED/HANDRAILS, BASERAILS, SPINDLES & NEWELS

Timber /Finish	Product Code	Size	Pack Qty
----------------	--------------	------	----------

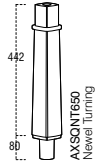
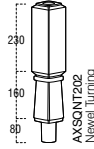
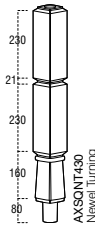
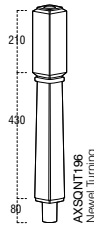
OAK HANDRAILS

LACQUERED	LQDAXHR420	4200 x 55 x 58	1
LACQUERED	LQDAXHR240	2400 x 55 x 58	1
UNFINISHED	DAXSQHR2.40	2400 x 55 x 58	1
UNFINISHED	DAXSQHR4.20	4200 x 55 x 58	1



OAK NEWELS

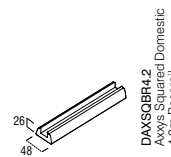
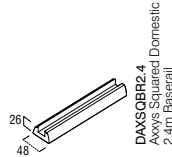
LACQUERED	DAXSQNT1960	740 x 82 x 82	1
LACQUERED	DAXSQNT4300	740 x 82 x 82	1
LACQUERED	DAXSQNT2020	475 x 82 x 82	1
LACQUERED	DAXSQNT6500	650 x 82 x 82	1
UN FINISHED	DAXSQNT1960UN	740 x 82 x 82	1
UN FINISHED	DAXSQNT4300UN	740 x 82 x 82	1
UN FINISHED	DAXSQNT2020UN	475 x 82 x 82	1
UN FINISHED	DAXSQNT6500UN	650 x 82 x 82	1



*Available in
lacquered and
unlacquered*

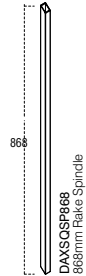
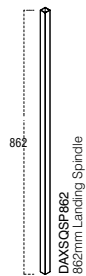
OAK BASERAILS

LACQUERED	LQDAXBR420	4200 x 48 x 26	1
LACQUERED	LQDAXBR240	2400 x 48 x 26	1
UNFINISHED	DAXSQBR2.40	2400 x 48 x 26	1
UNFINISHED	DAXSQBR4.20	4200 x 48 x 26	1



SPINDLES

CHROME	DAXSQSP862	862 x 19 x 19	1
CHROME	DAXSQSP868	868 x 19 x 19	1
IVORY	DAXSQSP862IV	862 x 19 x 19	1
IVORY	DAXSQSP868IV	868 x 19 x 19	1



*Rake and
landing spindle*

SQUARED/FITTINGS & BASES

Timber /Finish	Product Code	Size	Pack Qty
----------------	--------------	------	----------

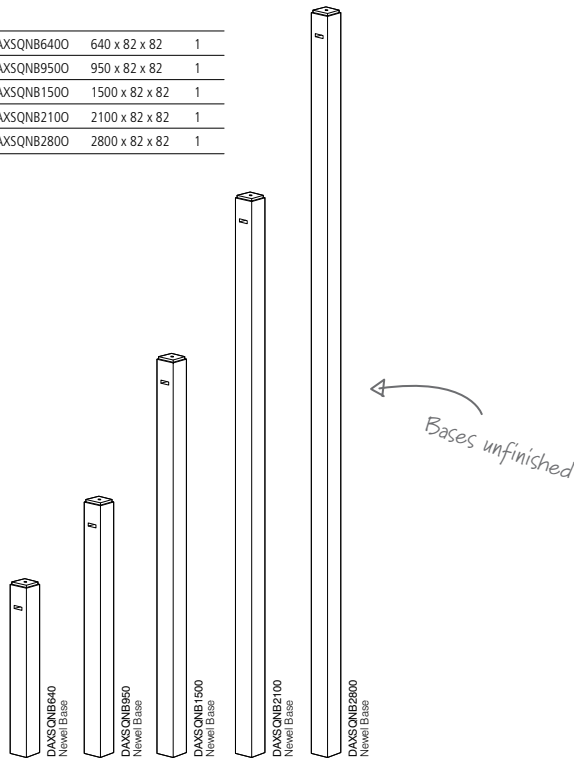
FITTINGS

CHROME	DAXSQLTLH	-	1
CHROME	DAXSQLTRH	-	1
CHROME	DAXSQNCAP	-	1
CHROME	DAXSQCBS	-	1
CHROME	DAXSQNBC	-	1
CHROME	DAXTRAKEC	-	1
CHROME	DAXLANDC	-	1
CHROME	DAXBRAKEC	-	1
CHROME	DAXSQINTCC	-	1
IVORY	DAXSQLTLHV	-	1
IVORY	DAXSQLTRHV	-	1
IVORY	DAXSQNCAPV	-	1
IVORY	DAXSQCBSV	-	1
IVORY	DAXSQNBCV	-	1
IVORY	DAXTRAKEV	-	1
IVORY	DAXLANDV	-	1
IVORY	DAXBRAKEV	-	1
IVORY	DAXSQINTIV	-	1



BASES

UNFINISHED	DAXSQNB6400	640 x 82 x 82	1
UNFINISHED	DAXSQNB9500	950 x 82 x 82	1
UNFINISHED	DAXSQNB1500	1500 x 82 x 82	1
UNFINISHED	DAXSQNB2100	2100 x 82 x 82	1
UNFINISHED	DAXSQNB2800	2800 x 82 x 82	1



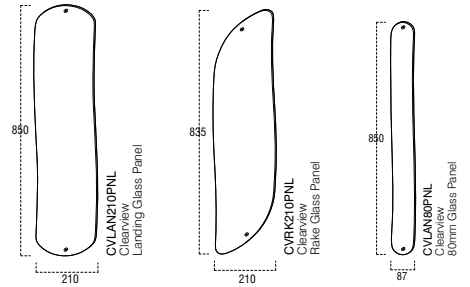
CONTEMPORARY CLEARVIEW/

CLEARVIEW/PANELS, BRACKETS & FITTINGS

Timber	Product Code	Size	Pack Qty
--------	--------------	------	----------

GLASS PANELS - RAKE & LANDING

TOUGHENED GLASS	CVLAN80PNL	850 x 80 x 8	1
TOUGHENED GLASS	CVLAN210PNL	835 x 210 x 8	1
TOUGHENED GLASS	CVRK210PNL	850 x 210 x 8	1



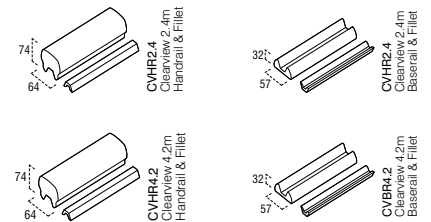
GLASS BRACKETS

CHROME	CVBRK	80 x 40 x 40	2
--------	-------	--------------	---



HANDRAIL & BASERAIL FITTINGS

OAK	CVHR4.20	4200 x 64 x 74	1
OAK	CVHR2.40	2400 x 64 x 74	1
OAK	CVBR4.20	4200 x 57 x 32	1
OAK	CVBR2.40	2400 x 57 x 32	2



CONTEMPORARY REFLECTIONS/

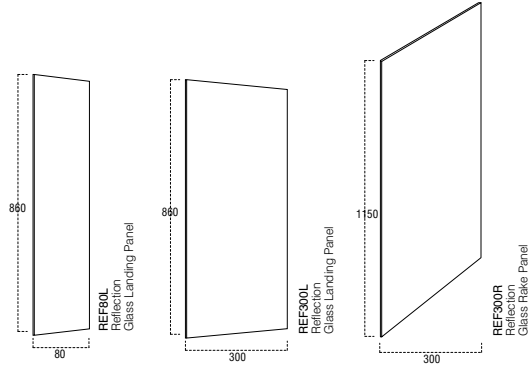


REFLECTIONS/GLASS, HANDRAILS & BASERAILS

Timber	Product Code	Size	Pack Qty
--------	--------------	------	----------

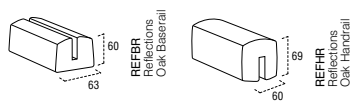
GLASS

GLASS	REF300L	860 x 8 x 300	1
GLASS	REF300R	1150 x 8 x 300	1
GLASS	REF80L	860 x 8 x 80	1



HANDRAILS AND BASERAILS

OAK	REFBR240	2400 x 63 x 60	1
OAK	REFBR420	4200 x 63 x 60	1
OAK	REFHR240	2400 x 60 x 69	1
OAK	REFHR420	4200 x 60 x 69	1



Easy to install - the glass just fits into the groove

CONTEMPORARY IRON/

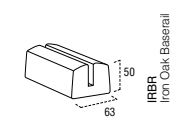


IRON/BASERAILS, HANDRAILS, FIXINGS & SPINDLES

Timber	Product Code	Size	Pack Qty
--------	--------------	------	----------

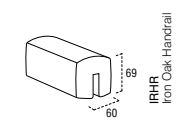
BASERAILS

IRON	IRBR240	2400 x 63 x 50	1
IRON	IRBR420	4200 x 63 x 50	1



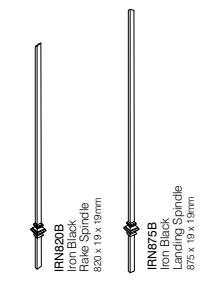
HANDRAILS

IRON	IRHR240	2400 x 60 x 69	1
IRON	IRHR420	4200 x 60 x 69	1



SPINDLES

IRON	IRN820B	820 x 14 x 14	1
IRON	IRN875B	875 x 14 x 14	1



CONTEMPORARY
 SOLO/VANTAGE/URBAN/

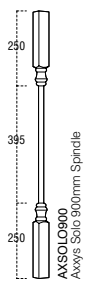


SOLO/VANTAGE/URBAN/SPINDLES & CAPS

Timber	Product Code	Size	Pack Qty
--------	--------------	------	----------

SOLO 895MM SPINDLES

△	PINE/CHROME	AXSOLO900PC	895 x 41 x 41	1
△	PINE/Br/NICKEL	AXSOLO900PN	895 x 41 x 41	1
	OAK/CHROME	AXSOLO900OC	895 x 41 x 41	1
	OAK/Br/NICKEL	AXSOLO900ON	895 x 41 x 41	1
	WHITE/CHROME	AXSOLO900WC	895 x 41 x 41	1
	WHITE/Br/NICKEL	AXSOLO900WN	895 x 41 x 41	1



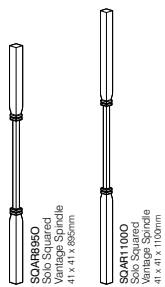
SOLO NEWEL CAPS

△	PINE/CHROME	AXSOLCAPP	110 x 110 x 38	1
△	PINE/CHROME	AXSOLCAPPHALF	110 x 50 x 38	1
△	PINE/Br/NICKEL	AXSOLCAPPN	110 x 110 x 38	1
△	PINE/Br/NICKEL	AXSOLCAPPHALF	110 x 50 x 38	1
	OAK/CHROME	AXSOLCAPO	110 x 110 x 38	1
	OAK/CHROME	AXSOLCAPOHALF	110 x 50 x 38	1
	OAK/Br/NICKEL	AXSOLCAPON	110 x 110 x 38	1
	OAK/Br/NICKEL	AXSOLCAPONHALF	110 x 50 x 38	1
	WHITE/CHROME	AXSOLCAPWC	110 x 110 x 38	1
	WHITE/CHROME	AXSOLCAPWCHALF	110 x 50 x 38	1
	WHITE/Br/NICKEL	AXSOLCAPWN	110 x 110 x 38	1
	WHITE/Br/NICKEL	AXSOLCAPWNHALF	110 x 50 x 38	1



VANTAGE SPINDLE

	OAK/CHROME	SQAR895OC	895 x 41 x 41	1
	OAK/Br/NICKEL	SQAR895ON	895 x 41 x 41	1
	OAK/CHROME	SQAR1100OC	1100 x 41 x 41	1
	OAK/Br/NICKEL	SQAR1100ON	1100 x 41 x 41	1

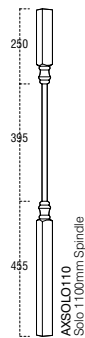


Perfect for a refurbishment

Timber	Product Code	Size	Pack Qty
--------	--------------	------	----------

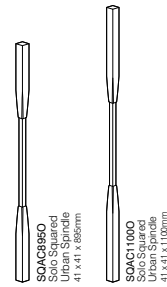
SOLO 1100MM SPINDLES

	PINE/CHROME	AXSOLO110PC	1100 x 41 x 41	1
	PINE/Br/NICKEL	AXSOLO110PN	1100 x 41 x 41	1
	OAK/CHROME	AXSOLO110OC	1100 x 41 x 41	1
	OAK/Br/NICKEL	AXSOLO110ON	1100 x 41 x 41	1
	WHITE/CHROME	AXSOLO110WC	1100 x 41 x 41	1
	WHITE/Br/NICKEL	AXSOLO110WN	1100 x 41 x 41	1



URBAN SPINDLE

	OAK/CHROME	SQAC895OC	895 x 41 x 41	1
	OAK/Br/NICKEL	SQAC895NO	895 x 41 x 41	1
	OAK/CHROME	SQAC1100OC	1100 x 41 x 41	1
	OAK/Br/NICKEL	SQAC1100ON	1100 x 41 x 41	1



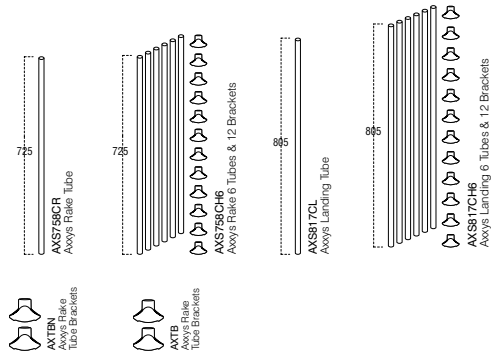
CONTEMPORARY AXXYS ORIGIN/

AXXYS ORIGIN/ SPINDLES & BRACKETS

Timber	Product Code	Size	Pack Qty
--------	--------------	------	----------

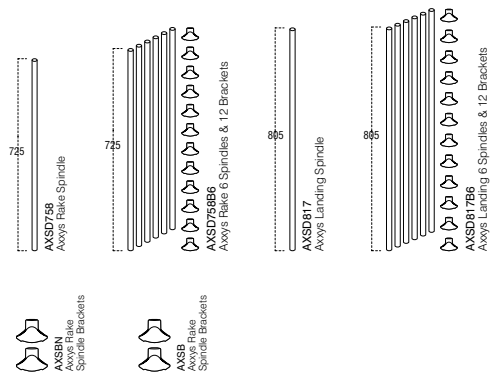
TUBE SPINDLES - RAKE & LANDING

CHROME	AXS758CR	725 x 19 x 19	1
CHROME	AXS758CH6	725 x 19 x 19	6-12
CHROME	AXS817CL	805 x 19 x 19	1
CHROME	AXS817CH6	805 x 19 x 19	6-12
CHROME	AXTB	57 x 40 x 39	1
BRUSHED NICKEL	AXS758NR	725 x 19 x 19	1
BRUSHED NICKEL	AXS758NL6	725 x 19 x 19	6-12
BRUSHED NICKEL	AXS817NL	805 x 19 x 19	1
BRUSHED NICKEL	AXS817NL6	805 x 19 x 19	6-12
BRUSHED NICKEL	AXTBN	57 x 40 x 39	1



DOWEL SPINDLES - RAKE & LANDING

OAK	AXSD758O	725 x 19 x 19	1
OAK/CHROME	AXSD758O6	725 x 19 x 19	6-12
OAK/Br.NICKEL	AXSD758O6N	725 x 19 x 19	6-12
OAK	AXSD817O	805 x 19 x 19	1
OAK/CHROME	AXSD817O6	805 x 19 x 19	6-12
OAK/Br.NICKEL	AXSD817O6N	805 x 19 x 19	6-12
CHROME	AXSB	57 x 40 x 39	1
BRUSHED NICKEL	AXSBN	57 x 40 x 39	1

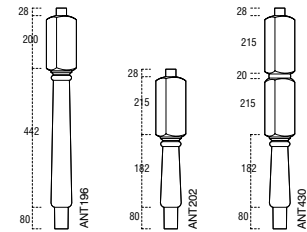


AXXYS ORIGIN/ NEWEL TURNINGS & BASES

Timber	Product Code	Size	Pack Qty
--------	--------------	------	----------

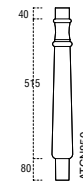
80MM NEWEL TURNINGS/ALL ITEMS ARE SUPPLIED PRE-FINISHED

△ PINE	ANT196P	750 x 80 x 80	1
OAK	ANT196O	750 x 80 x 80	1
WALNUT	ANT196WAL	750 x 80 x 80	1
△ PINE	ANT202P	505 x 80 x 80	1
OAK	ANT202O	505 x 80 x 80	1
WALNUT	ANT202WAL	505 x 80 x 80	1
△ PINE	ANT430P	740 x 80 x 80	1
OAK	ANT430O	740 x 80 x 80	1
WALNUT	ANT430WAL	740 x 80 x 80	1




TANDEM NEWELS/ALL ITEMS ARE SUPPLIED PRE-FINISHED

△ PINE	ATCN850P	635 x 74 x 74	1
OAK	ATCN850O	635 x 74 x 74	1
WALNUT	ATCN850wal	635 x 74 x 74	1



AXXYS ORIGIN/ NEWEL TURNINGS & BASES

Timber	Product Code	Size	Pack Qty
NEWEL BASES/ALL BASES ARE SUPPLIED UNFINISHED			
▲ PINE	ANB515P	515 x 80 x 80	1
OAK	ANB515O	515 x 80 x 80	1
▲ PINE	ANB650P	650 x 80 x 80	1
OAK	ANB650O	650 x 80 x 80	1
WALNUT	ANB650WAL	650 x 80 x 80	1
▲ PINE	ANB740P	740 x 80 x 80	1
OAK	ANB740O	740 x 80 x 80	1
▲ PINE	ANB950P	950 x 80 x 80	1
OAK	ANB950O	950 x 80 x 80	1
WALNUT	ANB950WAL	950 x 80 x 80	1
▲ PINE	ANB1500P	1500 x 80 x 80	1
OAK	ANB1500O	1500 x 80 x 80	1
WALNUT	ANB1500WAL	1500 x 80 x 80	1
▲ PINE	ANB2000P	2000 x 80 x 80	1
OAK	ANB2000O	2000 x 80 x 80	1
WALNUT	ANB2000WAL	2000 x 80 x 80	1
▲ PINE	ANB2800P	2800 x 80 x 80	1
OAK	ANB2800O	2800 x 80 x 80	1
WALNUT	ANB2800WAL	2800 x 80 x 80	1



CONTEMPORARY AXXYS ORIGIN/



AXXYS ORIGIN/ CONNECTOR FITTINGS

Timber	Product Code	Size	Pack Qty
AXXYS ORIGIN CONNECTOR FITTINGS			
CHROME	AXB	N/A	2
CHROME	AXBC	N/A	1
CHROME	AXBCT	N/A	1
CHROME	AXLQT	N/A	1
CHROME	AXTC	N/A	1
CHROME	AXUHR	N/A	1
CHROME	AXCOL	N/A	1
BRUSHED NICKEL	AXBN	N/A	2
BRUSHED NICKEL	AXBCN	N/A	1
BRUSHED NICKEL	AXBCTN	N/A	1
BRUSHED NICKEL	AXLQTN	N/A	1
BRUSHED NICKEL	AXTCN	N/A	1
BRUSHED NICKEL	AXUHRN	N/A	1
BRUSHED NICKEL	AXCOLN	N/A	1



AXBCT / AXBCTN
Base Connector



AXLQT / AXLQTN
90° Level Quarter Turn



AXTC / AXTCN
Tandem Cap



AXUHR / AXUHRN
Adjustable Handrail
Connector



AXCOL / AXCOLN
Newel to
Handrail Collar



AXB / AXBN
Cover Button



AXBC / AXBCN
Ball Cap

WALL PATRICE/ALL ITEMS ARE SUPPLIED PRE-FINISHED

PINE	AXPATP	21 x 90 x 100	1
OAK	AXPATO	21 x 90 x 100	1
WALNUT	AXPATW	21 x 90 x 100	1

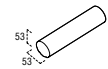


AXPAT
Patrice 21x90x100

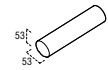
HANDRAILS/ALL ITEMS ARE SUPPLIED PRE-FINISHED

▲ PINE	RBHRP	1000 x 54 x 54	1	£14.61
OAK	RBHRO	1000 x 54 x 54	1	£28.28
WALNUT	RBHRWAL	1000 x 54 x 54	1	£67.78
▲ PINE	AXHR.2.4P	2400 x 54 x 54	1	£40.86
HEMLOCK ■	AXHR.2.4H	2400 x 54 x 54	1	£28.58
OAK	AXHR.2.4O	2400 x 54 x 54	1	£114.84
WALNUT	AXHR.2.4WAL	4200 x 54 x 54	1	£162.84
▲ PINE	AXHR.4.2P	4200 x 54 x 54	1	£70.52
HEMLOCK ■	AXHR.4.2H	4200 x 54 x 54	1	£46.44
OAK	AXHR.4.2O	4200 x 54 x 54	1	£249.87
WALNUT	AXHR.4.2WAL	4200 x 54 x 54	1	£284.97

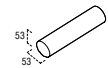
■ supplied unfinished



RBHR
Axxys Handrail 1m



AXHR.4
Axxys Handrail 2.4m



AXHR.2
Axxys Handrail 4.2m

CONTEMPORARY AXXYS ORIGIN/



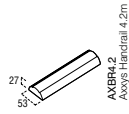
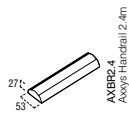
AXXYS ORIGIN/ CONNECTOR FITTINGS

Timber	Product Code	Size	Pack Qty
--------	--------------	------	----------

BASERAILS/ALL ITEMS ARE SUPPLIED PRE-FINISHED

★ PINE	AXBR2.4P	2400 x 27 x 53	1
HEMLOCK ■	AXBR2.4H	2400 x 27 x 53	1
OAK	AXBR2.4O	2400 x 27 x 53	1
WALNUT	AXBR2.4WAL	2400 x 27 x 53	1
★ PINE	AXBR4.2P	4200 x 27 x 53	1
HEMLOCK ■	AXBR4.2H	4200 x 27 x 53	1
OAK	AXBR4.2O	4200 x 27 x 53	1
WALNUT	AXBR4.2WAL	4200 x 27 x 53	1

■ supplied unfinished



★ - PEFC certified ▲ - FSC® certified



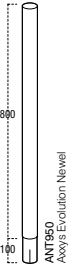
CONTEMPORARY AXXYS EVOLUTION/

AXXYS EVOLUTION/NEWELS, CUT STRING BASERAILS & FITTINGS

Timber	Product Code	Size	Pack Qty
--------	--------------	------	----------

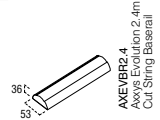
AXXYS EVOLUTION NEWELS/ALL ITEMS ARE SUPPLIED PRE-FINISHED

▲ PINE	ANT950P	900 x 54 x 54	1
OAK	ANT950O	900 x 54 x 54	1



CUT STRING BASERAILS/ALL ITEMS ARE SUPPLIED PRE-FINISHED

OAK	AXEVR2.4O	2400 x 36 x 53	1
-----	-----------	----------------	---



AXXYS EVOLUTION CONNECTOR FITTINGS

CHROME	AXEVICC	N/A	1
CHROME	AXEVHRC	N/A	1
CHROME	AXEVBC	N/A	1
CHROME	AXEVCSCC	N/A	1
CHROME	AXEVBC	N/A	1
CHROME	AXEVLHCC	N/A	1
CHROME	AXEVMALCC	N/A	1
BRUSHED NICKEL	AXEVICN	N/A	1
BRUSHED NICKEL	AXEVHRN	N/A	1
BRUSHED NICKEL	AXEVEBN	N/A	1
BRUSHED NICKEL	AXEVCSCN	N/A	1
BRUSHED NICKEL	AXEVBCN	N/A	1
BRUSHED NICKEL	AXEVNCN	N/A	1
BRUSHED NICKEL	AXEVLHCBN	N/A	1
BRUSHED NICKEL	AXEVMALCBN	N/A	1





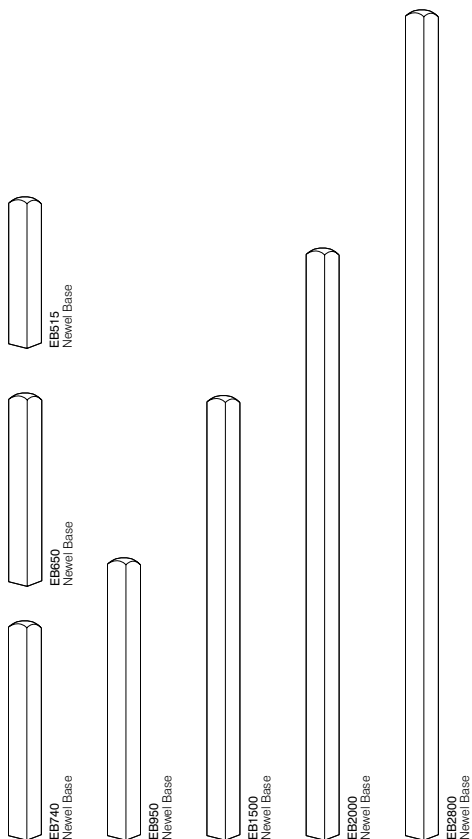
CONTEMPORARY AXXYS EVOLUTION/

AXXYS EVOLUTION/ NEWEL BASES

Timber	Product Code	Size	Pack Qty
--------	--------------	------	----------

AXXYS EVOLUTION BASES/ALL BASES ARE SUPPLIED UNFINISHED

△	PINE	EB515P	515 x 82 x 82	1
	OAK	EB515O	515 x 82 x 82	1
△	PINE	EB650P	650 x 82 x 82	1
	OAK	EB650O	650 x 82 x 82	1
△	PINE	EB740P	740 x 82 x 82	1
	OAK	EB740O	740 x 82 x 82	1
△	PINE	EB950P	950 x 82 x 82	1
	OAK	EB950O	950 x 82 x 82	1
△	PINE	EB1500P	1500 x 82 x 82	1
	OAK	EB1500O	1500 x 82 x 82	1
△	PINE	EB2000P	2000 x 82 x 82	1
	OAK	EB2000O	2000 x 82 x 82	1
△	PINE	EB2800P	2800 x 82 x 82	1
	OAK	EB2800O	2800 x 82 x 82	1



CONTEMPORARY RAIL IN A BOX/

RAIL IN A BOX/

Timber	Product Code	Size	Pack Qty
--------	--------------	------	----------

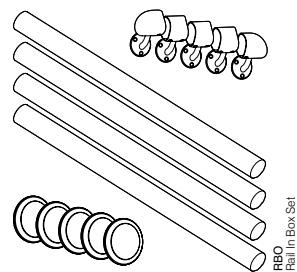
RAIL IN A BOX/PRE-FINISHED WITH LACQUER ALL ITEMS ARE AVAILABLE SEPARATELY


△	PINE/CHROME	RBOPC	N/A	1
△	PINE/BLACK/NICKEL	RBOPN	N/A	1
	OAK/CHROME	RBOOC	N/A	1
	OAK/BLACK/NICKEL	RBOON	N/A	1

RAIL IN A BOX/UNFINISHED

PINE/CHROME	RBOPCU	N/A	1
OAK/CHROME	RBOOCU	N/A	1

Each kit contains: 4x 1m Rails
5x Patrice
3x Intermediate Wall Connectors
1x Left Hand Wall Connector
1x Right Hand Wall Connector





215

550

85



TECHNICAL WARWICK/



TURNED	66-71
CHAMFERED	66-71
BOX NEWEL	66-71



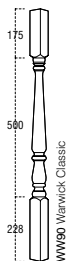
WARWICK 55MM SPINDLES/

WARWICK/55MM SPINDLES

Timber Product Code Size Pack Qty

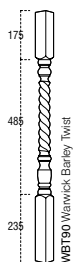
CLASSIC 900MM

△ PINE	WW90P	900 x 55 x 55	1
△ OAK	WW90O	900 x 55 x 55	1



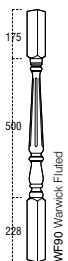
BARLEY TWIST 900MM

△ PINE	WBT90P	900 x 55 x 55	1
△ OAK	WBT90O	900 x 55 x 55	1



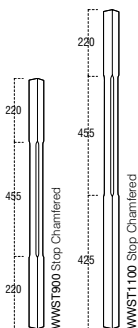
FLUTED 900MM

△ PINE	WF90P	900 x 55 x 55	1
△ OAK	WF90O	900 x 55 x 55	1



STOP CHAMFERED

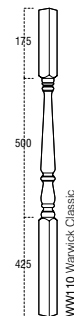
△ OAK	WWST900	900 x 55 x 55	1
△ OAK	WWST1100	1100 x 55 x 55	1



Timber Product Code Size Pack Qty

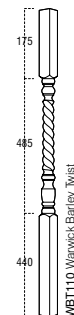
CLASSIC 1100MM

△ PINE	WW110P	1100 x 55 x 55	1
△ OAK	WW110O	1100 x 55 x 55	1



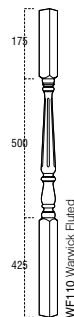
BARLEY TWIST 1100MM

△ PINE	WBT110P	1100 x 55 x 55	1
△ OAK	WBT110O	1100 x 55 x 55	1



FLUTED 1100MM

△ PINE	WF110P	1100 x 55 x 55	1
△ OAK	WF110O	1100 x 55 x 55	1



55mm Square large section & spindles



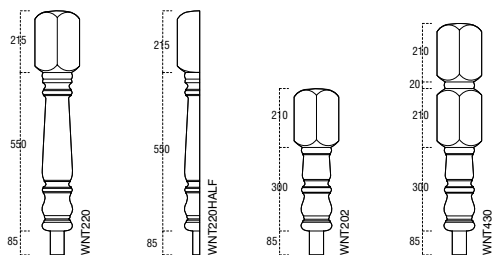
WARWICK NEWEL TURNINGS/

WARWICK/NEWEL TURNINGS

Timber	Product Code	Size	Pack Qty
--------	--------------	------	----------

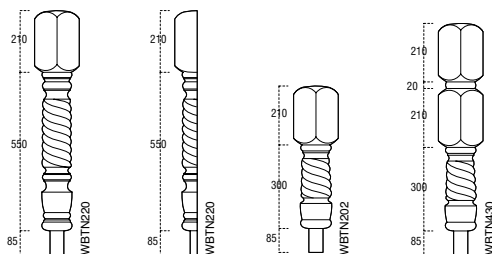
CLASSIC NEWEL TURNINGS

△	PINE	WNT220P	870 x 115 x 115	1
△	PINE	WNT220PHALF	870 x 115 x 55	1
△	OAK	WNT220O	870 x 115 x 115	1
△	OAK	WNT220OHALF	870 x 115 x 55	1
△	PINE	WNT202P	595 x 115 x 115	1
△	OAK	WNT202O	595 x 115 x 115	1
△	PINE	WNT430P	825 x 115 x 115	1
△	OAK	WNT430O	825 x 115 x 115	1



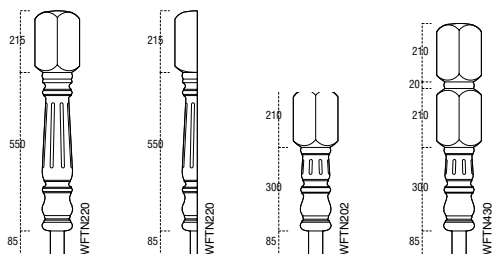
BARLEY TWIST NEWEL TURNINGS

△	PINE	WBTN220P	870 x 115 x 115	1
△	PINE	WBTN220PHALF	870 x 115 x 55	1
△	OAK	WBTN220O	870 x 115 x 115	1
△	OAK	WBTN220OHALF	870 x 115 x 55	1
△	PINE	WBTN202P	595 x 115 x 115	1
△	OAK	WBTN202O	595 x 115 x 115	1
△	PINE	WBTN430P	825 x 115 x 115	1
△	OAK	WBTN430O	825 x 115 x 115	1



FLUTED NEWEL TURNINGS

△	PINE	WFNT220P	870 x 115 x 115	1
△	PINE	WFNT220PHALF	870 x 115 x 55	1
△	OAK	WFNT220O	870 x 115 x 115	1
△	OAK	WFNT220OHALF	870 x 115 x 55	1
△	PINE	WFNT202P	595 x 115 x 115	1
△	OAK	WFNT202O	595 x 115 x 115	1
△	PINE	WFNT430P	825 x 115 x 115	1
△	OAK	WFNT430O	825 x 115 x 115	1



Large section
newels 115mm
square



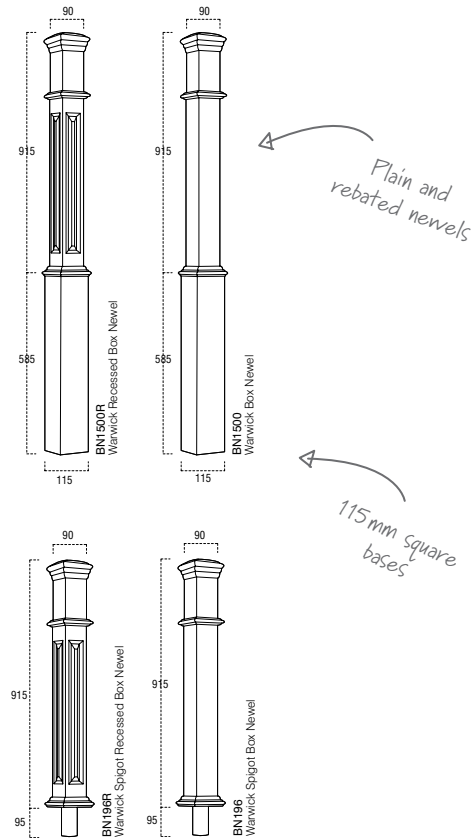
WARWICK/ BOX NEWELS/

WARWICK/ BOX NEWELS

Timber	Product Code	Size	Pack Qty
--------	--------------	------	----------

BOX NEWELS

△ OAK	BN1500RO	1500 x 91 x 91	1
△ WHITE PRIMED	BN1500RW	1500 x 91 x 91	1
△ OAK	BN1500O	1500 x 91 x 91	1
△ OAK	BN196RO	1010 x 91 x 91	1
△ WHITE PRIMED	BN196RW	1010 x 91 x 91	1
△ OAK	BN196O	1010 x 91 x 91	1
△ OAK	BN202RO	202 x 91 x 91	1
△ WHITE PRIMED	BN202RW	202 x 91 x 91	1
△ OAK	BN430RO	430 x 91 x 91	1
△ WHITE PRIMED	BN430RW	430 x 91 x 91	1



WARWICK/ NEWEL CAPS/

WARWICK/ NEWEL CAPS

Timber	Product Code	Size	Pack Qty
--------	--------------	------	----------

BALL CAP

△ PINE	WNC2P	136 x 110 x 110	1
△ PINE	WNC2PHALF	136 x 110 x 53	1
△ OAK	WNC2O	136 x 110 x 110	1
△ OAK	WNC2OHALF	136 x 110 x 53	1



ACORN CAP

△ PINE	WNC3P	168 x 110 x 110	1
△ PINE	WNC3PHALF	168 x 110 x 53	1
△ OAK	WNC3O	168 x 110 x 110	1
△ OAK	WNC3OHALF	168 x 110 x 53	1





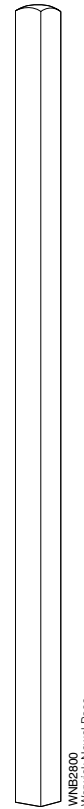
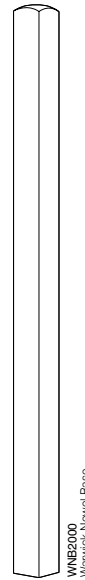
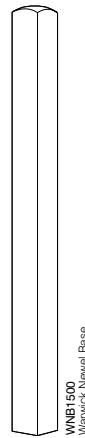


WARWICK NEWEL BASES/

WARWICK/ NEWEL BASES

Timber	Product Code	Size	Pack Qty
--------	--------------	------	----------

NEWEL BASES

▲ PINE	WNB650P	650 x 115 x 115	1
▲ PINE	WNB650PHALF	650 x 115 x 55	1
▲ OAK	WNB650O	650 x 115 x 115	1
▲ OAK	WNB650OHALF	650 x 115 x 55	1
▲ PINE	WNB650P	650 x 115 x 115	1
▲ OAK	WNB650O	650 x 115 x 115	1
▲ PINE	WNB950P	950 x 115 x 115	1
▲ OAK	WNB950O	950 x 115 x 115	1
▲ PINE	WNB1500P	1500 x 115 x 115	1
▲ OAK	WNB1500O	1500 x 115 x 115	1
▲ PINE	WNB2000P	2000 x 115 x 115	1
▲ OAK	WNB2000O	2000 x 115 x 115	1
▲ PINE	WNB2800P	2800 x 115 x 115	1
▲ OAK	WNB2800O	2800 x 115 x 115	1



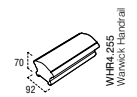
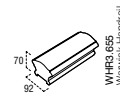
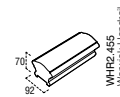
WARWICK HANDRAILS, BASERAILS & ACCESSORIES

WARWICK/ HANDRAILS, BASERAILS & ACCESSORIES

Timber	Product Code	Size	Pack Qty
--------	--------------	------	----------

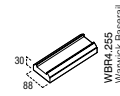
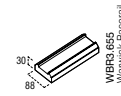
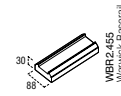
55MM HANDRAILS

▲ PINE	WHR2.455P	2400 x 70 x 92	1
▲ OAK	WHR2.455O	2400 x 70 x 92	1
▲ PINE	WHR3.655P	3600 x 70 x 92	1
▲ OAK	WHR3.655O	3600 x 70 x 92	1
▲ PINE	WHR4.255P	4200 x 70 x 92	1
▲ OAK	WHR4.255O	4200 x 70 x 92	1



55MM BASERAILS

▲ PINE	WBR2.455P	2400 x 30 x 88	1
▲ OAK	WBR2.455O	2400 x 30 x 88	1
▲ PINE	WBR3.655P	3600 x 30 x 88	1
▲ OAK	WBR3.655O	3600 x 30 x 88	1
▲ PINE	WBR4.255P	4200 x 30 x 88	1
▲ OAK	WBR4.255O	4200 x 30 x 88	1





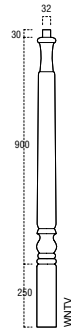
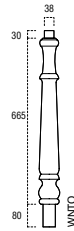
WARWICK CONTINUOUS NEWEL TURNINGS/

WARWICK/ CONTINUOUS NEWEL TURNINGS

Timber	Product Code	Size	Pack Qty
--------	--------------	------	----------

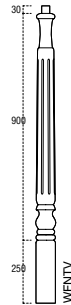
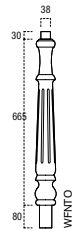
PLAIN NEWEL TURNINGS

▲ PINE	WNTOP	779 x 84 x 84	1
▲ OAK	WNTOO	779 x 84 x 84	1
▲ PINE	WNTVP	1180 x 84 x 74	1
▲ OAK	WNTVO	1180 x 84 x 74	1



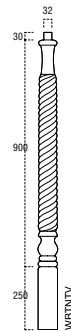
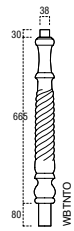
FLUTED NEWEL TURNINGS

▲ PINE	WFNTOP	779 x 84 x 84	1
▲ OAK	WFNTOO	779 x 84 x 84	1
▲ PINE	WFNTVP	1180 x 84 x 74	1
▲ OAK	WFNTVO	1180 x 84 x 74	1



BARLEY TWIST NEWEL TURNINGS

▲ PINE	WBTNTO	779 x 84 x 84	1
▲ OAK	WBTNTOO	779 x 84 x 84	1
▲ PINE	WBTNTVP	1180 x 84 x 74	1
▲ OAK	WBTNTVO	1180 x 84 x 74	1




WARWICK CONTINUOUS FITTINGS/

WARWICK/ CONTINUOUS FITTINGS

Timber	Product Code	Size	Pack Qty
--------	--------------	------	----------

GOOSE NECKS

▲ PINE	WGFP	590 x 205 x 91	1
▲ OAK	WGFO	590 x 205 x 91	1



OPENING CAP

▲ PINE	WOCF	170 x 119 x 70.5	1
▲ OAK	WOCO	170 x 119 x 70.5	1



TANDEM CAP

▲ PINE	WTCF	212 x 122 x 70.5	1
▲ OAK	WTCO	212 x 122 x 70.5	1



UP EASING

▲ PINE	WVEP	240 x 90 x 92	1
▲ OAK	WVEO	240 x 90 x 92	1



LEFT HAND VOLUTE

▲ PINE	WVLHP	310 x 280 x 70.5	1
▲ OAK	WVLHO	310 x 280 x 70.5	1



WARWICK/ CONTINUOUS FITTINGS

Timber	Product Code	Size	Pack Qty
--------	--------------	------	----------

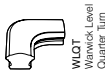
LEVEL QUARTER TURN CAP

▲ PINE	WLQCP	203 x 203 x 70.5	1
▲ OAK	WLQCO	203 x 203 x 70.5	1



LEVEL QUARTER TURN

▲ PINE	WLQTP	200 x 200 x 70.5	1
▲ OAK	WLQTO	200 x 200 x 70.5	1



OVER EASING

▲ PINE	WOEP	240 x 90 x 92	1
▲ OAK	WOEO	240 x 90 x 92	1



90 DEGREE UP EASING

▲ PINE	WUEP	245 x 100 x 92	1
▲ OAK	WUEO	245 x 100 x 92	1



RIGHT HAND VOLUTE

▲ PINE	WVRHP	310 x 280 x 70.5	1
▲ OAK	WVRHO	310 x 280 x 70.5	1



CANT FIND WHAT YOUR LOOKING FOR WHY NOT
CONTACT OUR FRIENDLY TECHNICAL TEAM:

CALL: 0800 085 3475

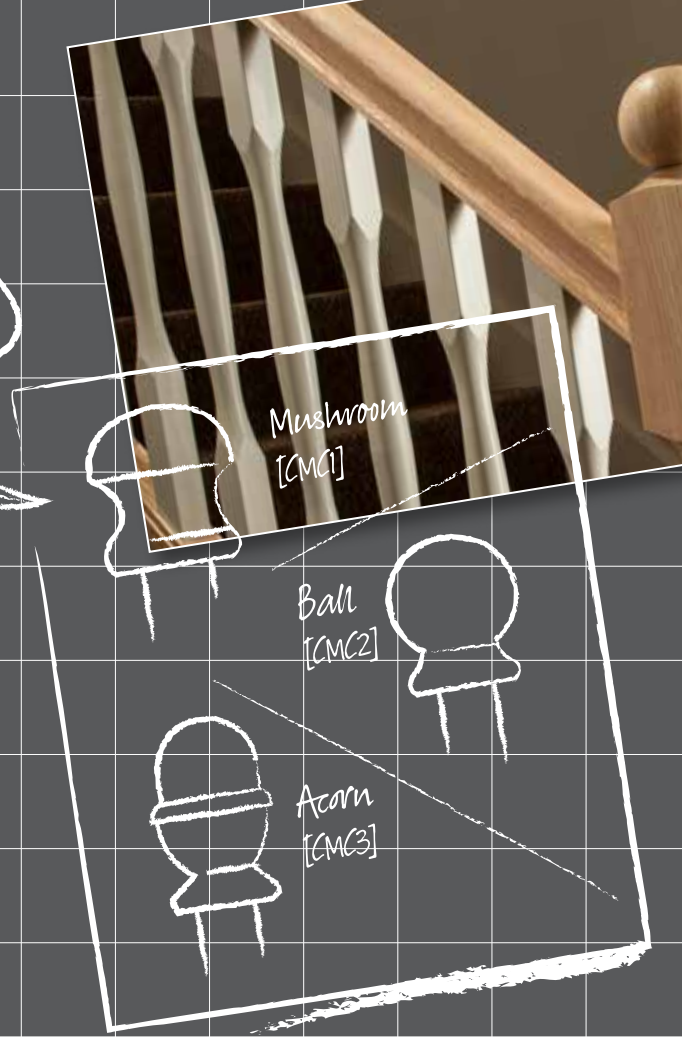
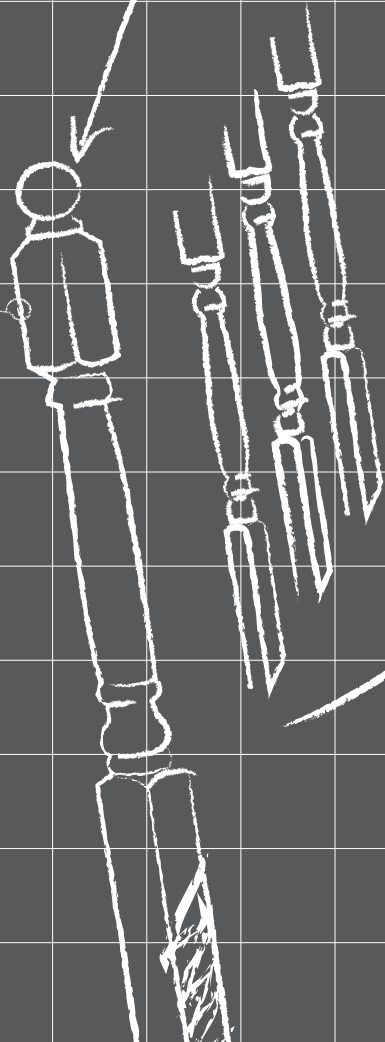
EMAIL: ENQUIRIES@CHESHIREMOULDINGS.CO.UK



Alternative newel posts
can add that special
personal touch

Alternative caps are
also available

CMM80 Plain
newel shown



Mushroom
[CMC1]

Ball
[CMC2]

Acorn
[CMC3]

Edwardian
spindles shown

TECHNICAL BENCHMARK/



TURNED	74-84
STOP CHAMFERED	76-82
DOUBLE REED	76-82
PLAIN SQUARE	76-82
QUAYS RANGE	75-82
WHITE PRIMED	74-84



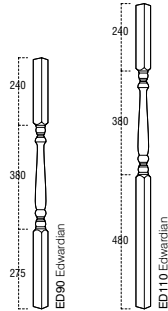
BENCHMARK 41MM SPINDLES/

BENCHMARK/41MM SPINDLES

Timber Product Code Size Pack Qty

EDWARDIAN

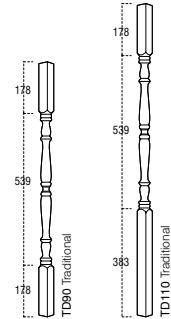
▲ PINE	ED90P	895 x 41 x 41	1
▲ PINE	ED110P	1100 x 41 x 41	1
SAPELE	ED90M	895 x 41 x 41	1
SAPELE	ED110M	1100 x 41 x 41	1
HEMLOCK	ED90H	895 x 41 x 41	1
HEMLOCK	ED110H	1100 x 41 x 41	1
▲ OAK	ED90O	895 x 41 x 41	1
▲ OAK	ED110O	1100 x 41 x 41	1
ASH	ED90A	895 x 41 x 41	1
ASH	ED110A	1100 x 41 x 41	1
WHITE PRIMED	ED90W	895 x 41 x 41	1
WHITE PRIMED	ED110W	1100 x 41 x 41	1



Timber Product Code Size Pack Qty

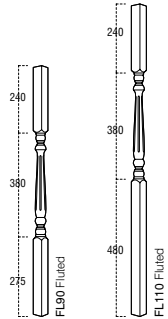
TRADITIONAL

▲ PINE	TD90P	895 x 41 x 41	1
▲ PINE	TD110P	1100 x 41 x 41	1
HEMLOCK	TD90H	895 x 41 x 41	1
HEMLOCK	TD110H	1100 x 41 x 41	1



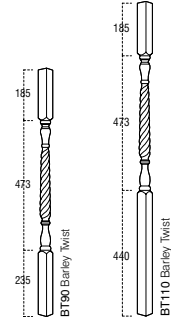
FLUTED

▲ PINE	FL90P	895 x 41 x 41	1
▲ PINE	FL110P	1100 x 41 x 41	1
HEMLOCK	FL90H	895 x 41 x 41	1
HEMLOCK	FL110H	1100 x 41 x 41	1
▲ OAK	FL90O	895 x 41 x 41	1
▲ OAK	FL110O	1100 x 41 x 41	1



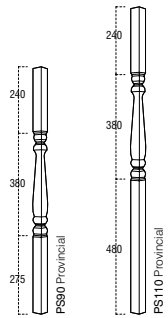
BARLEY TWIST

▲ PINE	BT90P	895 x 41 x 41	1
▲ PINE	BT110P	1100 x 41 x 41	1
▲ OAK	BT90O	895 x 41 x 41	1
▲ OAK	BT110O	1100 x 41 x 41	1



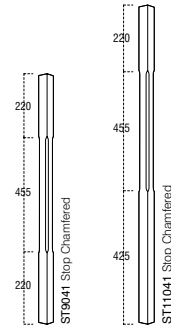
PROVINCIAL

▲ PINE	PS90P	895 x 41 x 41	1
▲ PINE	PS110P	1100 x 41 x 41	1
★ HEMLOCK	PS90H	895 x 41 x 41	1
★ HEMLOCK	PS110H	1100 x 41 x 41	1
▲ OAK	PS90O	895 x 41 x 41	1
▲ OAK	PS110O	1100 x 41 x 41	1



STOP CHAMFERED

▲ PINE	ST9041P	895 x 41 x 41	1
▲ PINE	ST11041P	1100 x 41 x 41	1
SAPELE	ST9041M	895 x 41 x 41	1
SAPELE	ST11041M	1100 x 41 x 41	1
HEMLOCK	ST9041H	895 x 41 x 41	1
HEMLOCK	ST11041H	1100 x 41 x 41	1
▲ OAK	ST9041O	895 x 41 x 41	1
▲ OAK	ST11041O	1100 x 41 x 41	1
ASH	ST9041A	895 x 41 x 41	1
ASH	ST11041A	1100 x 41 x 41	1
WHITE PRIMED	ST9041W	895 x 41 x 41	1
WHITE PRIMED	ST11041W	1100 x 41 x 41	1





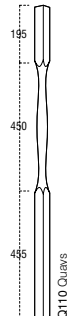
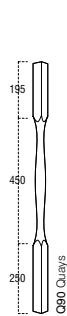
BENCHMARK 41MM SPINDLES/

BENCHMARK/41MM SPINDLES

Timber	Product Code	Size	Pack Qty
--------	--------------	------	----------

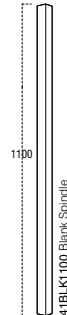
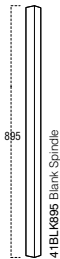
QUAYS

▲ PINE	Q90P	895 x 41 x 41	1
▲ PINE	Q110P	1100 x 41 x 41	1
▲ OAK	Q90O	895 x 41 x 41	1
▲ OAK	Q110O	1100 x 41 x 41	1



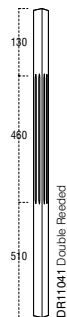
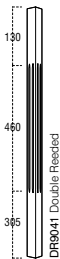
BLANKS

▲ PINE	41BLK895P	895 x 41 x 41	1
▲ PINE	41BLK1100P	1100 x 41 x 41	1
SAPELE	41BLK895M	895 x 41 x 41	1
SAPELE	41BLK1100M	1100 x 41 x 41	1
HEMLOCK	41BLK895H	895 x 41 x 41	1
HEMLOCK	41BLK1100H	1100 x 41 x 41	1
▲ OAK	41BLK895O	895 x 41 x 41	1
▲ OAK	41BLK1100O	1100 x 41 x 41	1
ASH	41BLK895A	895 x 41 x 41	1
ASH	41BLK1100A	1100 x 41 x 41	1



DOUBLE REEDED

▲ PINE	DR9041P	895 x 41 x 41	1
▲ PINE	DR11041P	1100 x 41 x 41	1
HEMLOCK	DR9041H	895 x 41 x 41	1
HEMLOCK	DR11041H	1100 x 41 x 41	1
▲ OAK	DR9041O	895 x 41 x 41	1
▲ OAK	DR11041O	1100 x 41 x 41	1
ASH	DR9041A	895 x 41 x 41	1
ASH	DR11041A	1100 x 41 x 41	1



DID YOU KNOW... WE ALSO HAVE A FANTASTIC FLOORING RANGE/

VISIT CHESHIREMOULDINGS.CO.UK

→ VIEW OUR FULL RANGE

↘ DOWNLOAD OUR BROCHURE



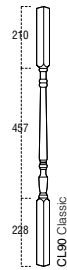
BENCHMARK 32MM SPINDLES/

BENCHMARK/32MM SPINDLES

Timber	Product Code	Size	Pack Qty
--------	--------------	------	----------

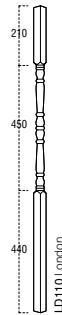
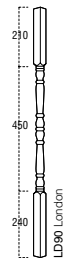
CLASSIC

△ PINE	CL90P	895 x 32 x 32	1
--------	-------	---------------	---



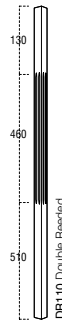
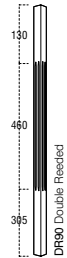
LONDON

△ PINE	LD90P	895 x 32 x 32	1
HEMLOCK	LD90H	895 x 32 x 32	1
HEMLOCK	LD110H	1100 x 32 x 32	1



DOUBLE REEDED

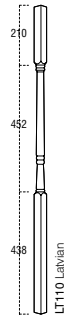
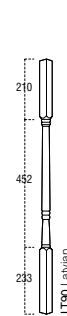
△ PINE	DR90P	895 x 32 x 32	1
△ PINE	DR110P	1100 x 32 x 32	1
HEMLOCK	DR90H	895 x 32 x 32	1
HEMLOCK	DR110H	1100 x 32 x 32	1
△ OAK	DR90O	895 x 32 x 32	1
△ OAK	DR110O	1100 x 32 x 32	1



Timber	Product Code	Size	Pack Qty
--------	--------------	------	----------

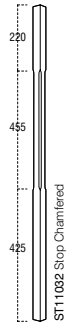
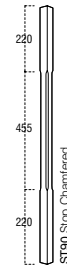
LATVIAN

△ PINE	LT90P	895 x 32 x 32	1
SAPELE	LT90M	895 x 32 x 32	1
SAPELE	LT110M	1100 x 32 x 32	1
HEMLOCK	LT90H	895 x 32 x 32	1
HEMLOCK	LT110H	1100 x 32 x 32	1
△ OAK	LT99O	895 x 32 x 32	1
△ OAK	LT110O	1100 x 32 x 32	1



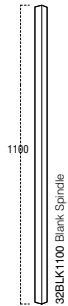
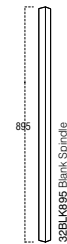
STOP CHAMFERED

△ PINE	ST90P	895 x 32 x 32	1
△ PINE	ST11032P	1100 x 32 x 32	1
HEMLOCK	ST90H	895 x 32 x 32	1
HEMLOCK	ST110H	1100 x 32 x 32	1
△ OAK	ST90O	895 x 32 x 32	1
△ OAK	ST110O	1100 x 32 x 32	1
△ WHITE PRIMED	ST90W	895 x 32 x 32	1
△ WHITE PRIMED	ST11032W	1100 x 32 x 32	1



BLANKS

△ PINE	32BLK895P	895 x 32 x 32	1
△ PINE	32BLK1100P	1100 x 32 x 32	1
SAPELE	32BLK895M	895 x 32 x 32	1
SAPELE	32BLK1100M	1100 x 32 x 32	1
HEMLOCK	32BLK895H	895 x 32 x 32	1
HEMLOCK	32BLK1100H	1100 x 32 x 32	1
△ OAK	32BLK895O	895 x 32 x 32	1
△ OAK	32BLK1100O	1100 x 32 x 32	1

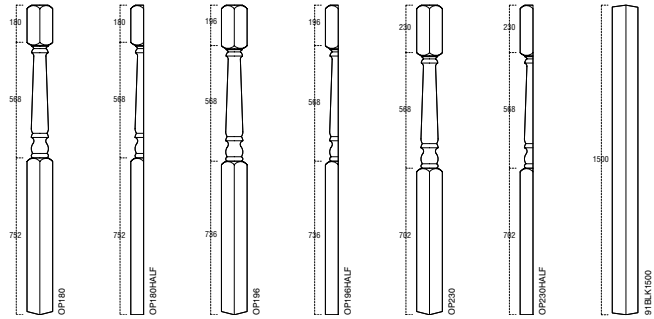


BENCHMARK/COMPLETE NEWELS

Timber Product Code Size Pack Qty

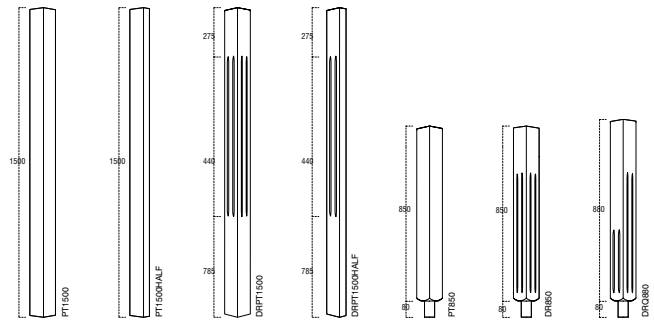
ONE PIECE NEWELS, HALVES & BLANKS

△ PINE	OP180P	1500 x 91 x 91	1
△ PINE	OP180PHALF	1500 x 91 x 43	1
SAPELE	OP196M	1500 x 91 x 91	1
SAPELE	OP196MHALF	1500 x 91 x 43	1
HEMLOCK	OP196H	1500 x 91 x 91	1
HEMLOCK	OP196HHALF	1500 x 91 x 43	1
△ PINE	OP230P	1500 x 91 x 91	1
△ PINE	OP230PHALF	1500 x 91 x 43	1
△ WHITE PRIMED	OP196W	1500 x 91 x 91	1
△ WHITE PRIMED	OP196WHALF	1500 x 91 x 43	1
△ OAK	OP196O	1500 x 91 x 91	1
ASH	91BLK1500A	1500 x 91 x 91	1
* SAPELE	91BLK1500M	1500 x 91 x 91	1



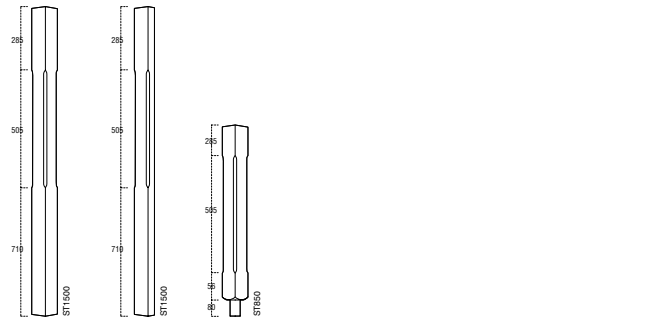
PATRICE NEWELS & HALVES

△ PINE	PT1500P	1500 x 91 x 91	1
△ PINE	PT1500PHALF	1500 x 91 x 41	1
HEMLOCK	PT1500H	1500 x 91 x 91	1
HEMLOCK	PT1500HHALF	1500 x 91 x 41	1
△ OAK	PT1500O	1500 x 91 x 91	1
△ OAK	PT1500OHALF	1500 x 91 x 41	1
△ PINE	PT850P	930 x 91 x 91	1
HEMLOCK	PT850H	930 x 91 x 91	1
△ OAK	PT850O	930 x 91 x 91	1



DOUBLE REEDED NEWELS & HALVES

△ PINE	DRPT1500P	1500 x 91 x 91	1
△ PINE	DRPT1500PHALF	1500 x 91 x 41	1
HEMLOCK	DRPT1500H	1500 x 91 x 91	1
HEMLOCK	DRPT1500HHALF	1500 x 91 x 41	1
△ OAK	DR850O	930 x 91 x 91	1
△ OAK	DRQ880O	930 x 91 x 91	1
△ OAK	DRPT1500O	1500 x 91 x 91	1
△ OAK	DRPT1500OHALF	1500 x 91 x 41	1



STOP CHAMFERED NEWELS & HALVES

△ PINE	ST1500P	1500 x 91 x 91	1
△ PINE	ST1500PHALF	1500 x 91 x 41	1
HEMLOCK	ST1500H	1500 x 91 x 91	1
HEMLOCK	ST1500HHALF	1500 x 91 x 41	1
△ OAK	ST1500O	1500 x 91 x 91	1
△ OAK	ST1500OHALF	1500 x 91 x 41	1
△ WHITE PRIMED	ST1500W	1500 x 91 x 91	1
△ WHITE PRIMED	ST1500WHALF	1500 x 91 x 41	1
△ PINE	ST850P	850 x 91 x 91	1
HEMLOCK	ST850H	850 x 91 x 91	1
△ OAK	ST850O	850 x 91 x 91	1



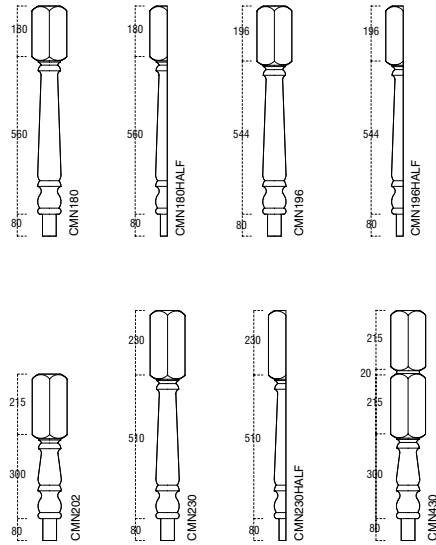
BENCHMARK NEWEL TURNINGS/

BENCHMARK/NEWEL TURNINGS

Timber	Product Code	Size	Pack Qty
--------	--------------	------	----------

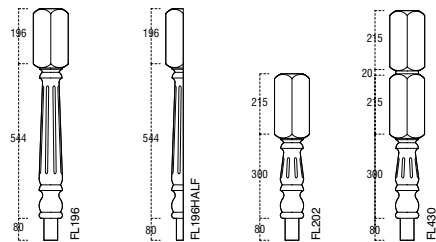
PLAIN NEWEL TURNINGS

* PINE	CMN180P	820 x 91 x 91	1
* PINE	CMN180PHALF	820 x 91 x 43	1
SAPELE	CMN196M	820 x 91 x 91	1
SAPELE	CMN196MHALF	820 x 91 x 43	1
HEMLOCK	CMN196H	820 x 91 x 91	1
HEMLOCK	CMN196HHALF	820 x 91 x 43	1
▲ OAK	CMN196O	820 x 91 x 91	1
▲ OAK	CMN196OHALF	820 x 91 x 43	1
ASH	CMN196A	820 x 91 x 91	1
ASH	CMN196AHALF	820 x 91 x 43	1
WHITE PRIMED	CMN196W	820 x 91 x 91	1
WHITE PRIMED	CMN196WHALF	820 x 91 x 43	1
* PINE	CMN202P	595 x 91 x 91	1
SAPELE	CMN202M	595 x 91 x 91	1
HEMLOCK	CMN202H	595 x 91 x 91	1
▲ OAK	CMN202O	595 x 91 x 91	1
ASH	CMN202A	595 x 91 x 91	1
WHITE PRIMED	CMN202W	595 x 91 x 91	1
* PINE	CMN230P	820 x 91 x 91	1
* PINE	CMN230PHALF	820 x 91 x 43	1
* PINE	CMN430P	830 x 91 x 91	1
SAPELE	CMN430M	830 x 91 x 91	1
HEMLOCK	CMN430H	830 x 91 x 91	1
▲ OAK	CMN430O	830 x 91 x 91	1
ASH	CMN430A	830 x 91 x 91	1
WHITE PRIMED	CMN430W	830 x 91 x 91	1



FLUTED NEWEL TURNINGS

* PINE	FL196P	820 x 91 x 91	1
* PINE	FL196PHALF	820 x 91 x 43	1
HEMLOCK	FL196H	820 x 91 x 91	1
HEMLOCK	FL196HHALF	820 x 91 x 43	1
▲ OAK	FL196O	820 x 91 x 91	1
▲ OAK	FL196OHALF	820 x 91 x 43	1
* PINE	FL202P	595 x 91 x 91	1
HEMLOCK	FL202H	595 x 91 x 91	1
▲ OAK	FL202O	595 x 91 x 91	1
* PINE	FL430P	830 x 91 x 91	1
HEMLOCK	FL430H	830 x 91 x 91	1
▲ OAK	FL430O	830 x 91 x 91	1



BENCHMARK
NEWEL TURNINGS/

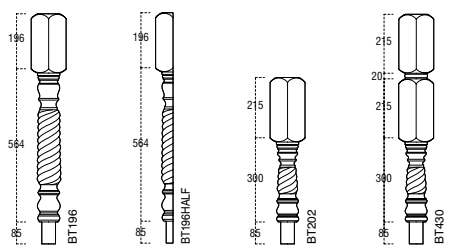


BENCHMARK/NEWEL TURNINGS

Timber	Product Code	Size	Pack Qty
--------	--------------	------	----------

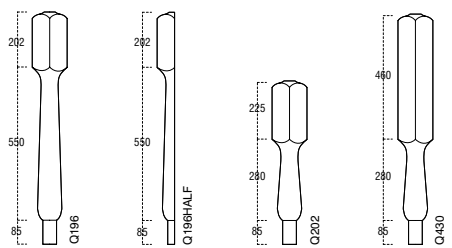
BARLEY TWIST NEWEL TURNINGS

* PINE	BT196P	845 x 91 x 91	1
* PINE	BT196PHALF	845 x 91 x 43	1
Δ OAK	BT196O	845 x 91 x 91	1
Δ OAK	BT196OHALF	845 x 91 x 43	1
* PINE	BT202P	600 x 91 x 91	1
Δ OAK	BT202O	600 x 91 x 91	1
* PINE	BT430P	835 x 91 x 91	1
Δ OAK	BT430O	835 x 91 x 91	1



QUAYS NEWEL TURNINGS

* PINE	Q196P	837 x 91 x 91	1
* PINE	Q196PHALF	837 x 91 x 43	1
Δ OAK	Q196O	837 x 91 x 91	1
Δ OAK	Q196OHALF	837 x 91 x 43	1
* PINE	Q202P	590 x 91 x 91	1
Δ OAK	Q202O	590 x 91 x 91	1
* PINE	Q430P	825 x 91 x 91	1
Δ OAK	Q430O	825 x 91 x 91	1



ACCESSORIES

KIT	Handrail Fixing Kit	1
WEDGE SPLITTER	Newel Wedge Splitter	1
DWL-SCREW	Double-ended screw with cover button	1





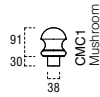
BENCHMARK NEWEL CAPS/

BENCHMARK/NEWEL CAPS

Timber	Product Code	Size	Pack Qty	Trade Price Each
--------	--------------	------	----------	------------------

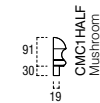
MUSHROOM CAP

* PINE	CMC1P	121 x 80 x 80	1	
* PINE	CMC1PHALF	121 x 80 x 38	1	
	CMC1H	121 x 80 x 80	1	
	CMC1HHALF	121 x 80 x 38	1	
Δ OAK	CMC1O	121 x 80 x 80	1	
Δ OAK	CMC1OHALF	121 x 80 x 38	1	



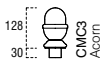
MUSHROOM CAP/BLISTER

* PINE	BCMC1P	121 x 80 x 80	1	
* PINE	BCMC1HALF	121 x 80 x 38	1	



ACORN CAP

* PINE	CMC3P	158 x 84 x 84	1	
* PINE	CMC3PHALF	158 x 84 x 40	1	
	CMC3H	158 x 84 x 84	1	
	CMC3HHALF	158 x 84 x 40	1	
Δ OAK	CMC3O	158 x 84 x 84	1	
Δ OAK	CMC3OHALF	158 x 84 x 40	1	



ACORN CAP/BLISTER PACKED

* PINE	BCMC3P	158 x 84 x 84	1	
* PINE	BCMC3PHALF	158 x 84 x 40	1	
Δ OAK	BCMC3O	158 x 84 x 84	1	
Δ OAK	BCMC3OHALF	158 x 84 x 40	1	

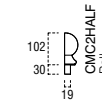
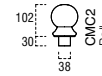
QUAYS BALL CAP

* PINE	QBQP	114 x 87 x 87	1	
* PINE	QBQPHALF	114 x 87 x 41	1	
	QBQCO	114 x 87 x 87	1	
	QBQCOHALF	114 x 87 x 41	1	



BALL CAP

* PINE	CMC2P	132 x 85 x 85	1	
* PINE	CMC2PHALF	132 x 85 x 40	1	
	SAPELE CMC2M	132 x 85 x 85	1	
	SAPELE CMC2MHALF	132 x 85 x 40	1	
	HEMLOCK CMC2H	132 x 85 x 85	1	
	HEMLOCK CMC2HHALF	132 x 85 x 40	1	
Δ OAK	CMC2O	132 x 85 x 85	1	
Δ OAK	CMC2OHALF	132 x 85 x 40	1	
	ASH CMC2A	132 x 85 x 85	1	
	ASH CMC2AHALF	132 x 85 x 40	1	
	WHITE PRIMED CMC2W	132 x 85 x 85	1	
	WHITE PRIMED CMC2WHALF	132 x 85 x 40	1	



BALL CAP/BLISTER PACKED

* PINE	BCMC2P	132 x 85 x 85	1	
* PINE	BCMC2PHALF	132 x 85 x 40	1	
Δ OAK	BCMC2O	132 x 85 x 85	1	
Δ OAK	BCMC2OHALF	132 x 85 x 40	1	
	WHITE PRIMED BCMC2W	132 x 85 x 85	1	
	WHITE PRIMED BCMC2WHALF	132 x 85 x 40	1	

PYRAMID CAP

* PINE	FNCP	43 x 125 x 125	1	
* PINE	FNCPHALF	43 x 125 x 57	1	
	HEMLOCK FNCH	43 x 125 x 125	1	
	HEMLOCK FNCHHALF	43 x 125 x 57	1	
Δ OAK	FNCO	43 x 125 x 125	1	
Δ OAK	FNCOHALF	43 x 125 x 57	1	
	WHITE PRIMED FNCPW	43 x 125 x 125	1	
	WHITE PRIMED FNCPWHALF	43 x 125 x 57	1	

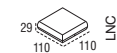


PYRAMID CAP/BLISTER PACKED

* PINE	BFNCP	47 x 125 x 125	1	
* PINE	BFNCPHALF	47 x 125 x 53	1	
Δ OAK	BFNCO	47 x 125 x 125	1	
Δ OAK	BFNCOHALF	47 x 125 x 53	1	
	WHITE PRIMED BFNCPW	47 x 125 x 125	1	
	WHITE PRIMED BFNCPWHALF	47 x 125 x 53	1	

LOW PROFILE FLAT CAP

* PINE	LNCP	110 X 110 X 29	1	
	HALF PINE LNCPHALF	110 X 51 X 29	1	
Δ OAK	LNCO	110 X 110 X 29	1	
	HALF OAK LNCOHALF	110 X 51 X 29	1	





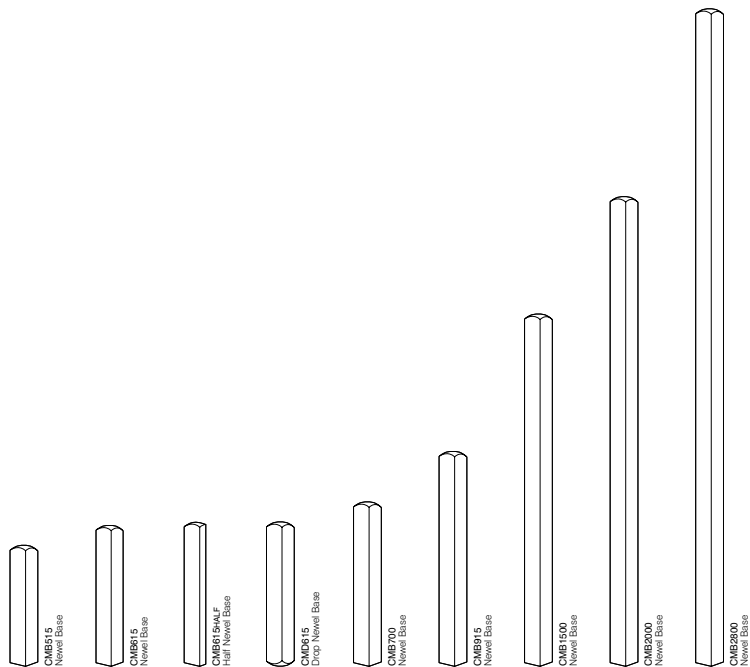
BENCHMARK NEWEL BASES/

BENCHMARK/NEWEL BASES

Timber Product Code Size Pack Qty

NEWEL BASES

★ PINE	CMB515P	515 x 91 x 91	1
HEMLOCK	CMB515H	515 x 91 x 91	1
★ PINE	CMB615P	615 x 91 x 91	1
★ PINE	CMB615PHALF	615 x 91 x 43	1
SAPELE	CMB615M	615 x 91 x 91	1
SAPELE	CMB615MHALF	615 x 91 x 43	1
HEMLOCK	CMB615H	615 x 91 x 91	1
HEMLOCK	CMB615HHALF	615 x 91 x 43	1
△ OAK	CMB615O	615 x 91 x 91	1
△ OAK	CMB615OHALF	615 x 91 x 43	1
ASH	CMB615A	615 x 91 x 91	1
ASH	CMB615AHALF	615 x 91 x 43	1
WHITE PRIMED	CMB615W	615 x 91 x 91	1
WHITE PRIMED	CMB615WHALF	615 x 91 x 43	1
★ PINE	CMD615P	615 x 91 x 91	1
SAPELE	CMD615M	615 x 91 x 91	1
HEMLOCK	CMD615H	615 x 91 x 91	1
△ OAK	CMD615O	615 x 91 x 91	1
ASH	CMD615A	615 x 91 x 91	1
★ PINE	CMB700P	700 x 91 x 91	1
SAPELE	CMB700M	700 x 91 x 91	1
HEMLOCK	CMB700H	700 x 91 x 91	1
△ OAK	CMB700O	700 x 91 x 91	1
ASH	CMB700A	700 x 91 x 91	1
★ PINE	CMB915P	915 x 91 x 91	1
SAPELE	CMB915M	915 x 91 x 91	1
HEMLOCK	CMB915H	915 x 91 x 91	1
△ OAK	CMB915O	915 x 91 x 91	1
ASH	CMB915A	915 x 91 x 91	1
WHITE PRIMED	CMB915W	915 x 91 x 91	1
★ PINE	CMB1500P	1500 x 91 x 91	1
SAPELE	CMB1500M	1500 x 91 x 91	1
HEMLOCK	CMB1500H	1500 x 91 x 91	1
△ OAK	CMB1500O	1500 x 91 x 91	1
ASH	CMB1500A	1500 x 91 x 91	1
★ PINE	CMB2000P	2000 x 91 x 91	1
SAPELE	CMB2000M	2000 x 91 x 91	1
HEMLOCK	CMB2000H	2000 x 91 x 91	1
△ OAK	CMB2000O	2000 x 91 x 91	1
ASH	CMB2000A	2000 x 91 x 91	1
★ PINE	CMB2800P	2800 x 91 x 91	1
SAPELE	CMB2800M	2800 x 91 x 91	1
HEMLOCK	CMB2800H	2800 x 91 x 91	1
△ OAK	CMB2800O	2800 x 91 x 91	1
ASH	CMB2800A	2800 x 91 x 91	1



BENCHMARK
HAND/BASERAILS & ACCESSORIES

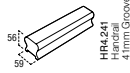
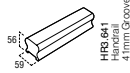
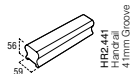


BENCHMARK/HANDRAILS, BASERAILS & ACCESSORIES

Timber Product Code Size Pack Qty

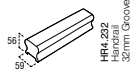
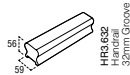
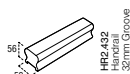
41MM HANDRAILS

▲ PINE	HR2.441P	2400 x 56 x 59	1
▲ PINE	HR3.641P	3600 x 56 x 59	1
▲ PINE	HR4.241P	4200 x 56 x 59	1
* SAPELE	HR2.441M	2400 x 56 x 59	1
* SAPELE	HR4.241M	4200 x 56 x 59	1
* HEMLOCK	HR2.441H	2400 x 56 x 59	1
* HEMLOCK	HR3.641H	3600 x 56 x 59	1
* HEMLOCK	HR4.241H	4200 x 56 x 59	1
OAK	HR2.441O	2400 x 56 x 59	1
OAK	HR3.641O	3600 x 56 x 59	1
OAK	HR4.241O	4200 x 56 x 59	1
ASH	HR2.441A	2400 x 56 x 59	1
ASH	HR4.241A	4200 x 56 x 59	1
WHITE PRIMED	HR2.441W	2400 x 56 x 59	1
WHITE PRIMED	HR4.241W	4200 x 56 x 59	1



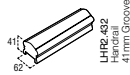
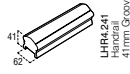
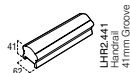
32MM HANDRAILS

▲ PINE	HR2.432P	2400 x 56 x 59	1
▲ PINE	HR3.632P	3600 x 56 x 59	1
▲ PINE	HR4.232P	4200 x 56 x 59	1
* SAPELE	HR2.432M	2400 x 56 x 59	1
* SAPELE	HR4.232M	4200 x 56 x 59	1
* HEMLOCK	HR2.432H	2400 x 56 x 59	1
* HEMLOCK	HR3.632H	3600 x 56 x 59	1
* HEMLOCK	HR4.232H	4200 x 56 x 59	1
OAK	HR2.432O	2400 x 56 x 59	1
OAK	HR4.232O	4200 x 56 x 59	1
WHITE PRIMED	HR2.432W	2400 x 56 x 59	1
WHITE PRIMED	HR4.232W	4200 x 56 x 59	1



LOW PROFILE HANDRAILS

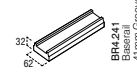
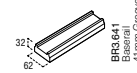
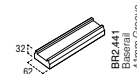
▲ PINE	LHR2.441P	2400 x 41 x 62	1
▲ PINE	LHR4.241P	4200 x 41 x 62	1
▲ PINE	LHR2.432P	2400 x 41 x 62	1
▲ PINE	LHR4.232P	4200 x 41 x 62	1
OAK	LHR2.441O	2400 x 41 x 62	1
OAK	LHR3.941O	3900 x 41 x 62	1



Timber Product Code Size Pack Qty

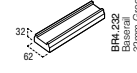
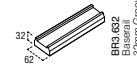
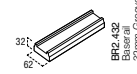
41MM BASERAILS

▲ PINE	BR2.441P	2400 x 32 x 62	1
▲ PINE	BR3.641P	3600 x 32 x 62	1
▲ PINE	BR4.241P	4200 x 32 x 62	1
* SAPELE	BR2.441M	2400 x 32 x 62	1
* SAPELE	BR4.241M	4200 x 32 x 62	1
* HEMLOCK	BR2.441H	2400 x 32 x 62	1
* HEMLOCK	BR3.641H	3600 x 32 x 62	1
* HEMLOCK	BR4.241H	4200 x 32 x 62	1
OAK	BR2.441O	2400 x 32 x 62	1
OAK	BR3.641O	3600 x 32 x 62	1
OAK	BR4.241O	4200 x 32 x 62	1
ASH	BR2.441A	2400 x 32 x 62	1
ASH	BR4.241A	4200 x 32 x 62	1
WHITE PRIMED	BR2.441W	2400 x 32 x 62	1
WHITE PRIMED	BR4.241W	4200 x 32 x 62	1



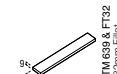
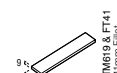
32MM BASERAILS

PINE	BR2.432P	2400 x 32 x 62	1
PINE	BR3.632P	3600 x 32 x 62	1
PINE	BR4.232P	4200 x 32 x 62	1
SAPELE	BR2.432M	2400 x 32 x 62	1
SAPELE	BR4.232M	4200 x 32 x 62	1
HEMLOCK	BR2.432H	2400 x 32 x 62	1
HEMLOCK	BR3.632H	3600 x 32 x 62	1
HEMLOCK	BR4.232H	4200 x 32 x 62	1
OAK	BR2.432O	2400 x 32 x 62	1
OAK	BR4.232O	4200 x 32 x 62	1
WHITE PRIMED	BR2.432W	2400 x 32 x 62	1
WHITE PRIMED	BR4.232W	4200 x 32 x 62	1



41MM & 32MM FILLETS

▲ PINE*	TM619	2400 x 9 x 41	1
▲ PINE*	TM639	2400 x 9 x 32	1
* SAPELE	FT41M	1000 x 9 x 41	1
* SAPELE	FT32M	1000 x 9 x 32	1
* HEMLOCK	FT41H	1000 x 9 x 41	1
* HEMLOCK	FT32H	1000 x 9 x 32	1
OAK	FT41O	1000 x 9 x 41	1
OAK	FT32O	1000 x 9 x 32	1
ASH	FT41A	1000 x 9 x 41	1



*Note: Priced each, sold in bundles of 30

BENCHMARK
NEWEL CAPS/



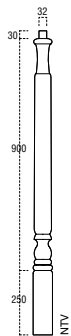
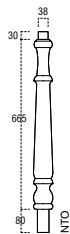
BENCHMARK/CONTINUOUS NEWEL TURNINGS

Timber	Product Code	Size	Pack Qty	Trade Price Each
--------	--------------	------	----------	------------------

Timber	Product Code	Size	Pack Qty
--------	--------------	------	----------

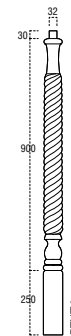
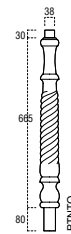
PLAIN NEWEL TURNINGS

PINE	NTOP	779 x 78 x 78	1
• SAPELE	NTOM	779 x 78 x 78	1
• HEMLOCK	NTOH	779 x 78 x 78	1
OAK	NTOO	779 x 78 x 78	1
ASH	NTOA	779 x 78 x 78	1
△ PINE	NTVP	1180 x 67 x 67	1
• SAPELE	NTVM	1180 x 67 x 67	1
• HEMLOCK	NTVH	1180 x 67 x 67	1
OAK	NTVO	1180 x 67 x 67	1
ASH	NTVA	1180 x 67 x 67	1



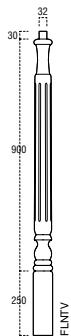
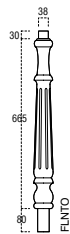
BARLEY TWIST NEWEL TURNINGS

△ PINE	BTNTOP	779 x 78 x 78	1
OAK	BTNTOO	779 x 78 x 78	1
△ PINE	BTNTVP	1180 x 67 x 67	1
OAK	BTNTVO	1180 x 67 x 67	1



FLUTED NEWEL TURNINGS

△ PINE	FLNTOP	779 x 78 x 78	1
• HEMLOCK	FLNTOH	779 x 78 x 78	1
OAK	FLNTOO	779 x 78 x 78	1
△ PINE	FLNTVP	1180 x 67 x 67	1
• HEMLOCK	FLNTVH	1180 x 67 x 67	1
OAK	FLNTVO	1180 x 67 x 67	1





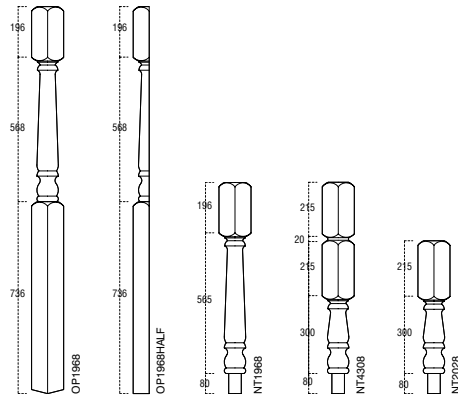
BENCHMARK 82MM RANGE/

BENCHMARK/82MM RANGE

Timber	Product Code	Size	Pack Qty
--------	--------------	------	----------

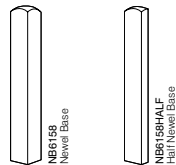
NEWEL TURNINGS 82MM

▲ PINE	OP1968P	1500 x 82 x 82	1
▲ PINE	OP1968PHALF	1500 x 82 x 41	1
▲ PINE	NT1968P	840 x 82 x 82	1
▲ PINE	NT4308P	830 x 82 x 82	1
▲ PINE	NT2028P	595 x 82 x 82	1



NEWEL BASES 82MM

▲ PINE	NB6158P	615 x 82 x 82	1
▲ PINE	NB6158PHALF	615 x 82 x 41	1
▲ PINE	NB9158P	915 x 82 x 82	1
▲ PINE	NB15008P	1500 x 82 x 82	1
▲ PINE	NB21008P	2100 x 82 x 82	1
▲ PINE	NB28008P	2800 x 82 x 82	1



CAPS - 82MM

▲ PINE	NCB8P	132 x 80 x 80	1
▲ PINE	NCB8PHALF	132 x 80 x 38	1



WALL MOUNTED HAND RAILS/

WALL MOUNTED HAND RAILS/

Timber	Product Code	Size	Pack Qty
--------	--------------	------	----------

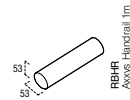
CONNECTOR FITTINGS

CHROME	RBIC	N/A	1
CHROME	RBECL	N/A	1
CHROME	RBECLN	N/A	1
BRUSHED NICKEL	RBICN	N/A	2
BRUSHED NICKEL	RBECLN	N/A </td <td>1</td>	1
BRUSHED NICKEL	RBECRN	N/A	1



HANDRAILS/ALL ITEMS ARE SUPPLIED PRE-FINISHED

▲ PINE	RBHRP	1000 x 54 x 54	1
OAK	RBHRO	1000 x 54 x 54	1
WALNUT	RBHRWAL	1000 x 54 x 54	1



WALL PATRICE/ALL ITEMS ARE SUPPLIED PRE-FINISHED

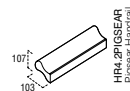
PINE	AXPATP	21 x 90 x 100	1
OAK	AXPATO	21 x 90 x 100	1
WALNUT	AXPATW	21 x 90 x 100	1



PIGSEAR HANDRAILS

* PINE*	HR4.2PIGSEAR	4200 x 32 x 95	4
OAK	Pig-rail-420	4200 x 32 x 95	1

*Note: Priced each, sold in bundles of 4

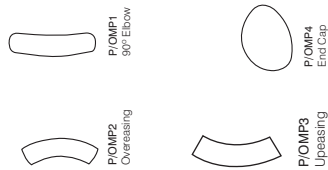


WARWICK/ CONTINUOUS FITTINGS

Timber	Product Code	Size	Pack Qty
--------	--------------	------	----------

MOPSTICK HANDRAIL FITTINGS

PINE	PMP1	-	1
PINE	PMP2	-	1
PINE	PMP3	-	1
PINE	PMP4	-	2
OAK	OMP1	-	1
OAK	OMP2	-	1
OAK	OMP3	-	1
OAK	OMP4	-	2



MOPSTICK HANDRAILS

• PINE*	TM475	4200 x 44 x 43	5
OAK	Mop-Rail-420	4200 x 50 x 50	1
PINE	RHP42	4200 x 54 x 54	1
PINE	RHP24	2400 x 54 x 54	1

*Note: Priced each, sold in bundles of 5



WALL MOUNTED HANDRAIL BRACKETS

CHROME	WB1	-	1
BRUSHED NICKEL	WB2	-	1
IVORY	WB3	-	1
BRASS FINISH	WB4	-	1



DID YOU KNOW...
WE ALSO HAVE A FANTASTIC
MOULDINGS RANGE/

VISIT CHESHIREMOULDINGS.CO.UK

→ [VIEW OUR FULL RANGE](#)

↘ [DOWNLOAD OUR BROCHURE](#)

NEWEL

w: 82

l: 970

d: 82



970





SIMPLICITY PINE

88

SIMPLICITY OAK

88

TECHNICAL SIMPLICITY/



SIMPLICITY/STAIRPARTS

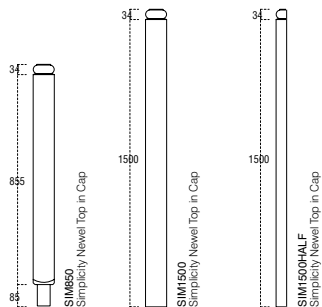
Timber	Product Code	Size	Pack Qty
--------	--------------	------	----------

SIMPLICITY/PINE

PINE	SIM1500P	1500 x 82 x 82	1
PINE	SIM1500PHalf	1500 x 40 x 82	1
PINE	SIM850P	850 x 82 x 82	1

SIMPLICITY/OAK

PINE	SIM1500O	1500 x 82 x 82	1
PINE	SIM1500OHalf	1500 x 40 x 82	1
PINE	SIM850O	850 x 82 x 82	1



CANT FIND WHAT YOUR LOOKING FOR WHY NOT
CONTACT OUR FRIENDLY TECHNICAL TEAM:

CALL: 0800 085 3475

EMAIL: ENQUIRIES@CHESHIREMOULDINGS.CO.UK





DID YOU KNOW...

WE ALSO HAVE A FANTASTIC
DECKING COLLECTION/

VISIT CHESHIREMOULDINGS.CO.UK

→ [VIEW OUR FULL RANGE](#)

↘ [DOWNLOAD OUR BROCHURE](#)



PLAN YOUR STAIRS

INTERACTIVE STAIR PLANNER
COMING SOON/

→ [CHOOSE STYLE, MATERIAL & COLOUR](#)

→ [DETAILED TECHNICAL SPECIFICATION](#)

→ [INTERACTIVE ONLINE PLANNING TOOL](#)

FOLLOW US/

STAY IN TOUCH FOR ALL THE
LATEST NEWS & UPDATES/



facebook.com/CheshireMouldings1



[@CheshireMouldin](https://twitter.com/CheshireMouldin)



CHESHIRE
mouldings

Love the home you're in

Cheshire Mouldings & Woodturnings Ltd
Unit 7, Normans Road, Sutton, St. Helens WA9 4JQ
Telephone +44 (0)1744 811 545 Fax +44 (0)1744 811 475
Email enquiries@cheshiremouldings.co.uk
www.cheshiremouldings.co.uk

For sales or technical help
call **0800 085 3475**

© 2013 Cheshire Moulding & Woodturnings Ltd.



MAY13